

NBR

QUALITY FOOD SERVICE EQUIPMENT



**New Plumbing
Accessories, Faucets,
Shelving, and More!**

**FULLY UPDATED TO
INCLUDE OUR NEWEST
PRODUCT LINES AS WELL
AS UPGRADED EXISTING
MODELS!!!**

2024 PRODUCT GUIDE

(609) 642 - 8389 \ WWW.NBREQUIPMENT.COM \ 10 ABEEL ROAD, CRANBURY, NJ 08512

TABLE OF CONTENTS

Dish Tables

Pages 4-16



Clean
Soiled
Undercounter
Corner with 3 Bowls
Straight with 3 Bowls
Dishtable Undershelf **New!**

Dish Room Add-Ons

Pages 17-21



Mop Sinks

Pages 22-25

Troughs

Page 26

Sinks - NSF

Pages 27-65



Sink Bowls - NSF

Pages 66-71

Sinks - **NOT NSF**

Pages 72-75



Plumbing & Sink Accessories

Pages 76-83



Pre-Rinse Baskets
Sorting Shelves
Mobile Soak Sinks
Free-Standing Service Sinks

Floor Mount
Flush Floor Mount
Mop Sink Cabinets

Floor
Beverage

One Bowl
Two Bowls
Three Bowls
Four Bowls
Corner
Hand
Mobile
Multipurpose

Drop-In
Welded

One Bowl
Two Bowls
Three Bowls

Bowl Covers
Removable Splash

Faucets **New!**
Twist Handle Drain Bracket **New!**

Worktables

Pages 84-113

Stands



Pages 114-118

Cabinets

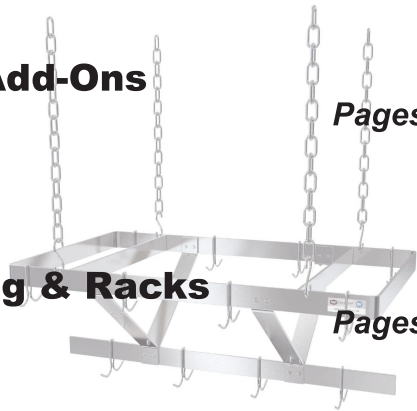
Pages 119-123

Table Add-Ons

Pages 124-127

Shelving & Racks

Pages 128-141



Underbar

Pages 142-170



Terms & Conditions

Model Number Glossary

Flat Top
1-1/2" Turn Up
5" Backsplash
Cross-Braced
Height Adjustable
with Sink Bowls
Enclosed Base
Filler Tables

Equipment
Machine
Mixer

Corner
Dish
Wall

Casters
Cross-Bracing
Drawers
Parts

Refrigeration Mounted
Table Mounted
Microwave
Wall

Pot Racks
Wire Shelving

New!

Sinks
Ice Bins
Glass Cabinets
Liquor Display
Blender Stations
Mixology Units
Drainboards
Bottle Wells
Speed Rails

Page 171

Pages 172-176

In NBR's pursuit to provide our customers with the latest in product innovations, the information contained within may not be totally current. Neither can NBR be responsible for any printing or typographical errors. If you are in doubt, please feel free to check out our website or call customer service at (609) 642-8389 ext. 109.

WELCOME TO NBR!

Headquartered in Central New Jersey, NBR Equipment is your trusted and reliable source for quality commercial foodservice equipment.

WHY CHOOSE US?

NBR Equipment is a booming foodservice equipment distribution company.

Our employees form personal relationships with our sales representatives and customers, making the ordering process efficient and easy. We work directly with our manufacturer to provide a vast product base and various options to fit any of your business' needs. The products we offer are stainless steel, NSF-certified, unique in design, and multipurpose in functionality.

We specialize in stainless steel restaurant and bar equipment. Our product base is expanding all the time, adapting to the ever-changing market and customers' needs, so look out for NEW stickers at the top of new product pages.

At NBR Equipment, fostering meaningful customer relationships is at the heart of our mission. Our aim is to give industry leading support for our customers and vendors, offer competitive prices, and provide top quality products with quick delivery.

Our warehouse stays ASAP (As Stocked As Possible) to keep you equipped and your projects moving forward smoothly. If you have any questions regarding stock status of an item you're looking for, give us a call!

QUALITY FOODSERVICE EQUIPMENT QUESTIONS?

Customer Service Contacts:

(609) 642 8389 ext. 109

csr@nbrequipment.com

Follow us on Social Media to stay up to date on our latest products and all things foodservice!

Just search for ***NBR Equipment***



(609) 642 - 8389 | SALES@NBREQUIPMENT.COM | WWW.NBREQUIPMENT.COM

NBR EQUIPMENT, 10 ABEEL ROAD, CRANBURY, NJ 08512

PREMIUM CLEAN DISH TABLE (RIGHT TO LEFT OPERATION)

DISH TABLES - CLEAN



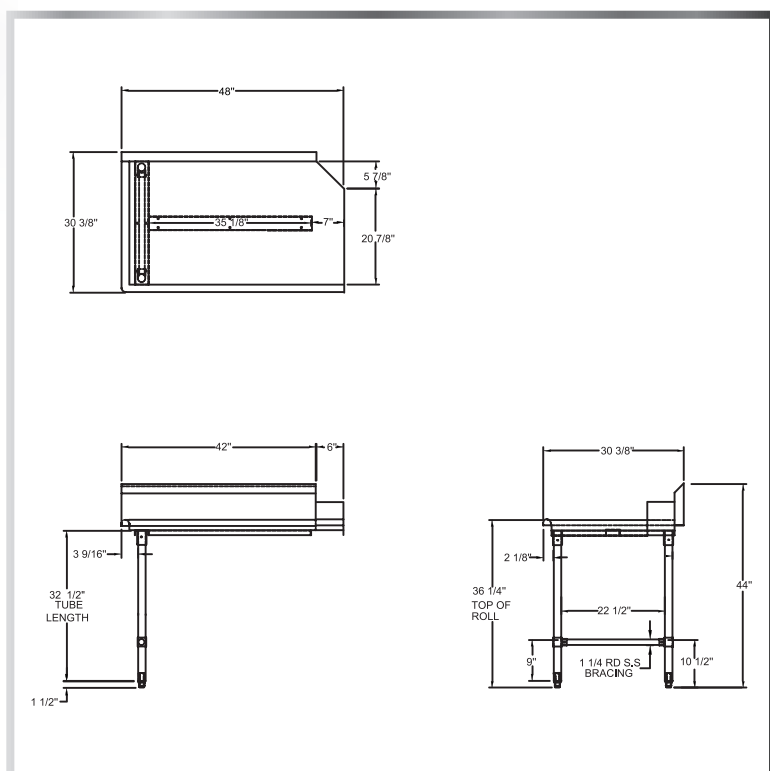
***See Page 16 For The
NEW NBR Dishtable
Undershelf (DTU)***

MATERIALS

- 16 Gauge 304 Stainless Steel Top
- Stainless Steel Legs and Bullet Feet

FEATURES

- Straight Design
- 10" Backsplash with 2" Return to Wall At 45°
 - Rolled Front and Side Edges
- Adjustable Bracing and Bullet Feet



MODEL NUMBER	LENGTH	WIDTH
CDT-24L-16	24"	30-3/8"
CDT-26L-16	26"	30-3/8"
CDT-36L-16	36"	30-3/8"
CDT-48L-16	48"	30-3/8"
CDT-60L-16	60"	30-3/8"
CDT-72L-16	72"	30-3/8"
CDT-96L-16	96"	30-3/8"

(609) 642 - 8389 | SALES@NBREQUIPMENT.COM | WWW.NBREQUIPMENT.COM

NBR EQUIPMENT, 10 ABEEL ROAD, CRANBURY, NJ 08512

PREMIUM CLEAN DISH TABLE (LEFT TO RIGHT OPERATION)



DISH TABLES - CLEAN

MATERIALS

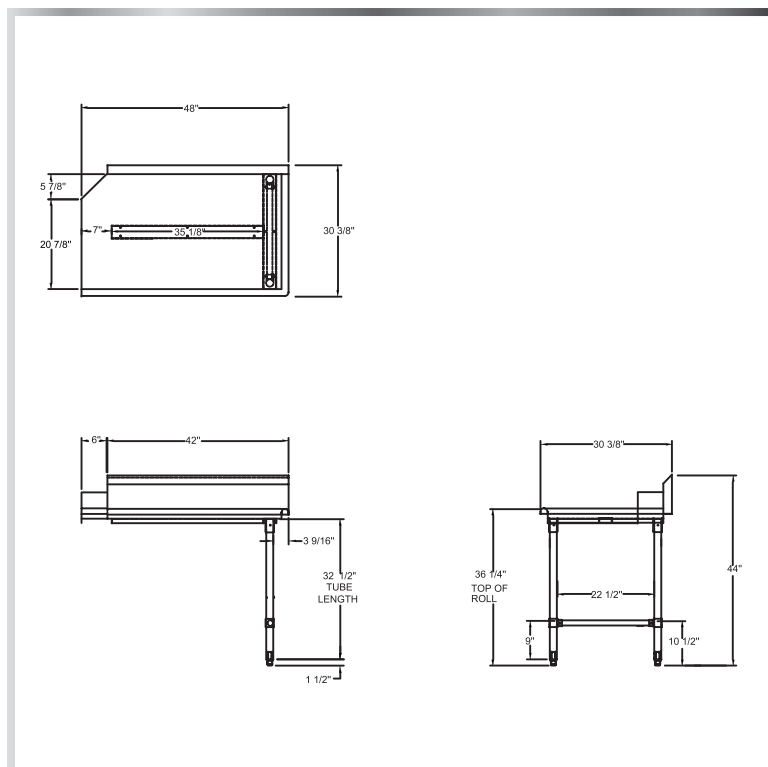
- 16 Gauge 304 Stainless Steel Top
- Stainless Steel Legs and Bullet Feet



***See Page 16 For The
NEW NBR Dishtable
Undershelf (DTU)***

FEATURES

- Straight Design
- 10" Backsplash with 2" Return to Wall At 45°
- Rolled Front and Side Edges
- Adjustable Bracing and Bullet Feet



MODEL NUMBER	LENGTH	WIDTH
CDT-24R-16	24"	30-3/8"
CDT-26R-16	26"	30-3/8"
CDT-36R-16	36"	30-3/8"
CDT-48R-16	48"	30-3/8"
CDT-60R-16	60"	30-3/8"
CDT-72R-16	72"	30-3/8"
CDT-96R-16	96"	30-3/8"

(609) 642 - 8389 | SALES@NBREQUIPMENT.COM | WWW.NBREQUIPMENT.COM

NBR EQUIPMENT, 10 ABEEL ROAD, CRANBURY, NJ 08512

ECONOMY CLEAN DISH TABLE (RIGHT TO LEFT OPERATION)

DISH TABLES - CLEAN



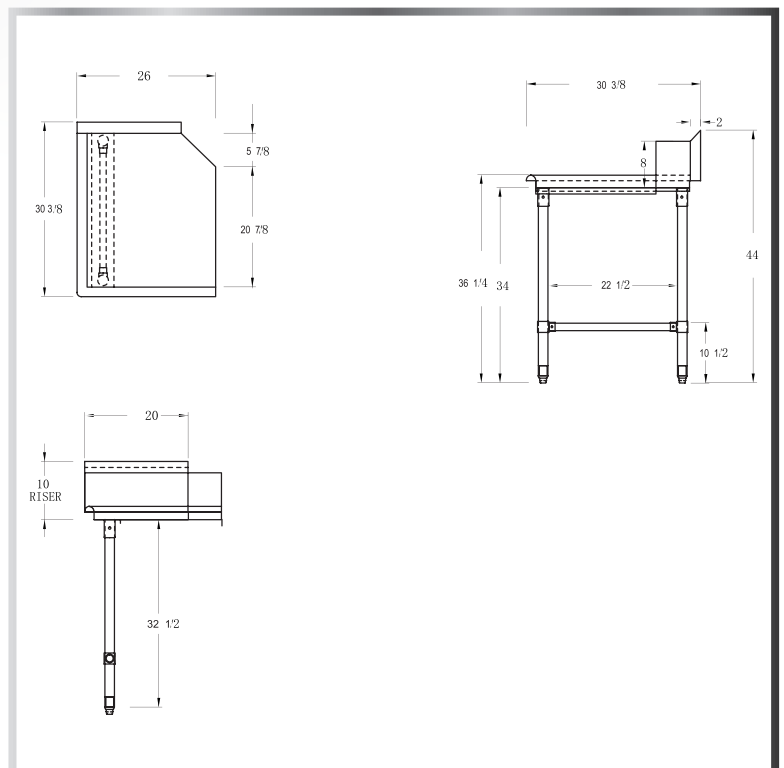
***See Page 16 For The
NEW NBR Dish Table
Undershelf (DTU)***

MATERIALS

- 18 Gauge 304 Stainless Steel Top
- Galvanized Legs and Gussets
- Plastic Bullet Feet

FEATURES

- Straight Design
- 10" Backsplash with 2" Return to Wall At 45°
 - Rolled Front and Side Edges
- Adjustable Bracing and Bullet Feet



MODEL NUMBER	LENGTH	WIDTH
CDT-26L	26"	30-3/8"
CDT-36L	36"	30-3/8"
CDT-48L	48"	30-3/8"
CDT-60L	60"	30-3/8"
CDT-72L	72"	30-3/8"

(609) 642 - 8389 | SALES@NBREQUIPMENT.COM | WWW.NBREQUIPMENT.COM

NBR EQUIPMENT, 10 ABEEL ROAD, CRANBURY, NJ 08512

ECONOMY CLEAN DISH TABLE (LEFT TO RIGHT OPERATION)



DISH TABLES - CLEAN

MATERIALS

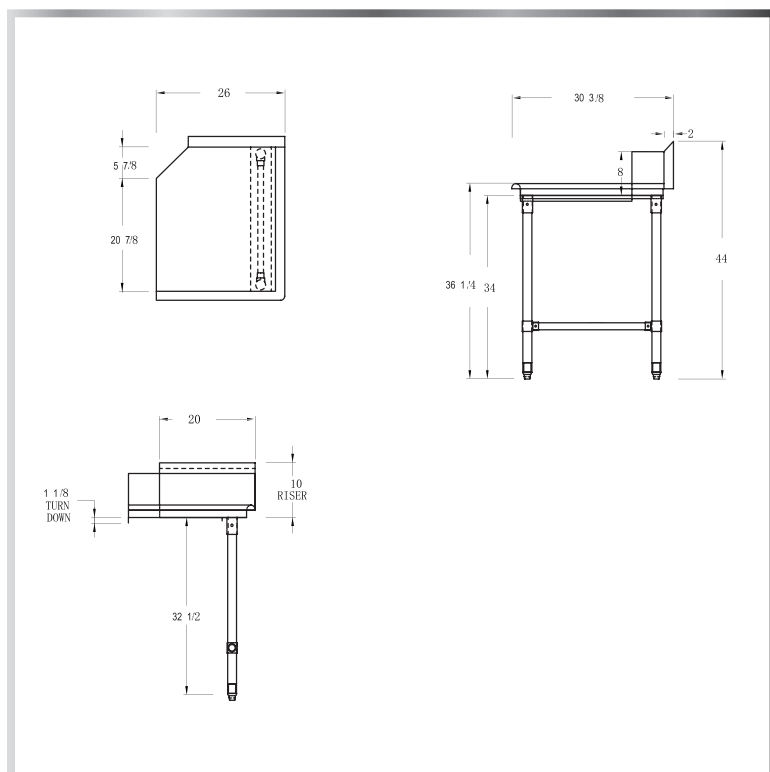
- 18 Gauge 304 Stainless Steel Top
 - Galvanized Legs and Gussets
 - Plastic Bullet Feet



***See Page 16 For The
NEW NBR Dishtable
Undershelf (DTU)***

FEATURES

- Straight Design
- 10" Backsplash with 2" Return to Wall At 45°
- Rolled Front and Side Edges
- Adjustable Bracing and Bullet Feet



MODEL NUMBER	LENGTH	WIDTH
CDT-26R	26"	30-3/8"
CDT-36R	36"	30-3/8"
CDT-48R	48"	30-3/8"
CDT-60R	60"	30-3/8"
CDT-72R	72"	30-3/8"

(609) 642 - 8389 | SALES@NBREQUIPMENT.COM | WWW.NBREQUIPMENT.COM

NBR EQUIPMENT, 10 ABEEL ROAD, CRANBURY, NJ 08512

PREMIUM SOILED DISH TABLE (LEFT TO RIGHT OPERATION)

DISH TABLES - SOILED



Shown With
Optional Dishtable
Undershelf (DTU)...
Refer to Page 16

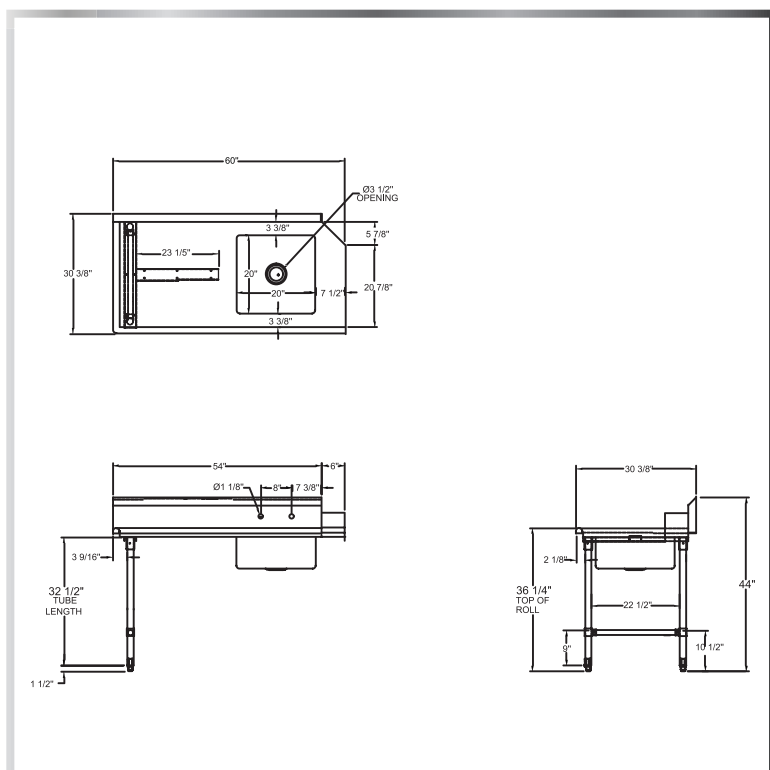
MATERIALS

- 16 Gauge 304 Stainless Steel Top
- Stainless Steel Legs and Bullet Feet

FEATURES

- Straight Design
- 10" Backsplash with 2" Return to Wall At 45°
- 8" On-Center Wall-Mounted Faucet Holes
 - Rolled Front and Side Edges
- One Deep Pre-Rinse Sink on Right Side
 - Adjustable Bracing and Bullet Feet
 - Drain Basket Included

Include a Faucet, Waste Drain, and More
With Your Order!
(See Pages 77-82)



MODEL NUMBER	BOWL SIZE L X W X H	LENGTH	WIDTH
SDT-26L-16	20" x 20" x 8"	26"	30-3/8"
SDT-36L-16	20" x 20" x 8"	36"	30-3/8"
SDT-48L-16	20" x 20" x 8"	48"	30-3/8"
SDT-60L-16	20" x 20" x 8"	60"	30-3/8"
SDT-72L-16	20" x 20" x 8"	72"	30-3/8"

(609) 642 - 8389 | SALES@NBREQUIPMENT.COM | WWW.NBREQUIPMENT.COM

NBR EQUIPMENT, 10 ABEEL ROAD, CRANBURY, NJ 08512

PREMIUM SOILED DISH TABLE (RIGHT TO LEFT OPERATION)



DISH TABLES - SOILED

MATERIALS

- 16 Gauge 304 Stainless Steel Top
- Stainless Steel Legs and Bullet Feet



Shown With

Optional Dishtable

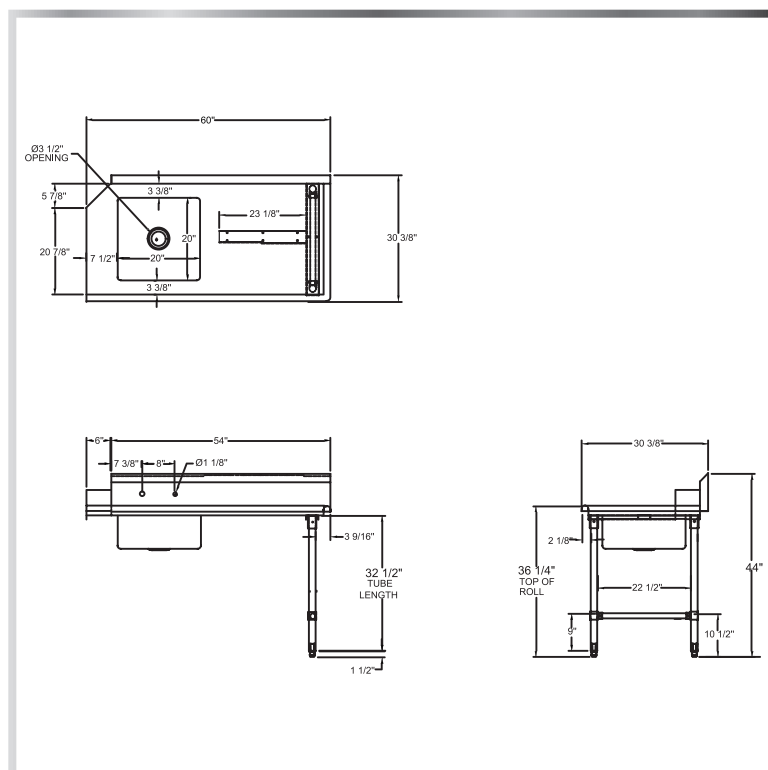
Undershelf (DTU)...

Refer to Page 16

FEATURES

- Straight Design
- 10" Backsplash with 2" Return to Wall At 45°
- 8" On-Center Wall-Mounted Faucet Holes
- Rolled Front and Side Edges
- One Deep Pre-Rinse Sink on Left Side
- Adjustable Bracing and Bullet Feet
- Drain Basket Included

Include a Faucet, Waste Drain, and More
With Your Order!
(See Pages 77-82)



MODEL NUMBER	BOWL SIZE L X W X H	LENGTH	WIDTH
SDT-26R-16	20" x 20" x 8"	26"	30-3/8"
SDT-36R-16	20" x 20" x 8"	36"	30-3/8"
SDT-48R-16	20" x 20" x 8"	48"	30-3/8"
SDT-60R-16	20" x 20" x 8"	60"	30-3/8"
SDT-72R-16	20" x 20" x 8"	72"	30-3/8"

(609) 642 - 8389 | SALES@NBREQUIPMENT.COM | WWW.NBREQUIPMENT.COM

NBR EQUIPMENT, 10 ABEEL ROAD, CRANBURY, NJ 08512

ECONOMY SOILED DISH TABLE (LEFT TO RIGHT OPERATION)

DISH TABLES - SOILED



***See Page 16 For The
NEW NBR Dishtable
Undershelf (DTU)***

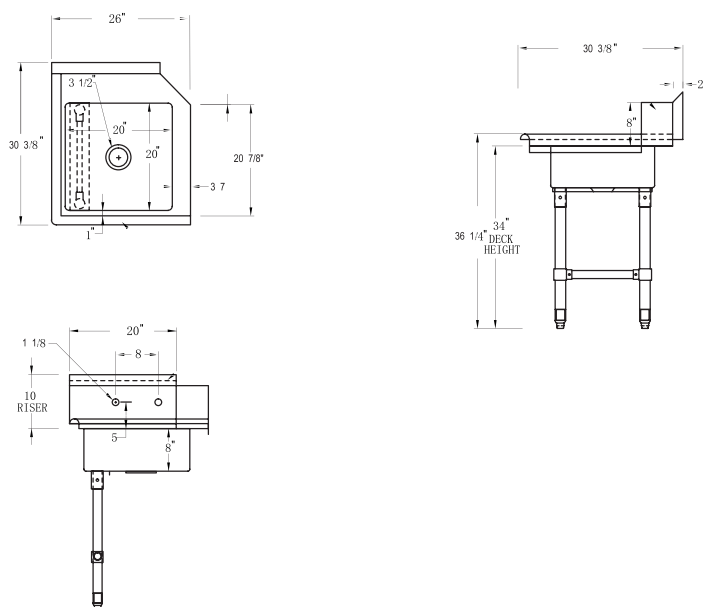
MATERIALS

- 18 Gauge 304 Stainless Steel Top
- Galvanized Steel Legs and Gussets
- Plastic Bullet Feet

FEATURES

- Straight Design
- 10" Backsplash with 2" Return to Wall At 45°
- 8" On-Center Wall-Mounted Faucet Holes
 - Rolled Front and Side Edges
- One Deep Pre-Rinse Sink on Right Side
 - Adjustable Bracing and Bullet Feet
 - Drain Basket Included

Include a Faucet, Waste Drain, and More
With Your Order!
(See Pages 77-82)



MODEL NUMBER	BOWL SIZE L X W X H	LENGTH	WIDTH
SDT-26L	20" x 20" x 8"	26"	30-3/8"
SDT-36L	20" x 20" x 8"	36"	30-3/8"
SDT-48L	20" x 20" x 8"	48"	30-3/8"
SDT-60L	20" x 20" x 8"	60"	30-3/8"
SDT-72L	20" x 20" x 8"	72"	30-3/8"

(609) 642 - 8389 | SALES@NBREQUIPMENT.COM | WWW.NBREQUIPMENT.COM

NBR EQUIPMENT, 10 ABEEL ROAD, CRANBURY, NJ 08512

ECONOMY SOILED DISH TABLE (RIGHT TO LEFT OPERATION)



DISH TABLES - SOILED

MATERIALS

- 18 Gauge 304 Stainless Steel Top
- Galvanized Steel Legs and Gussets
 - Plastic Bullet Feet

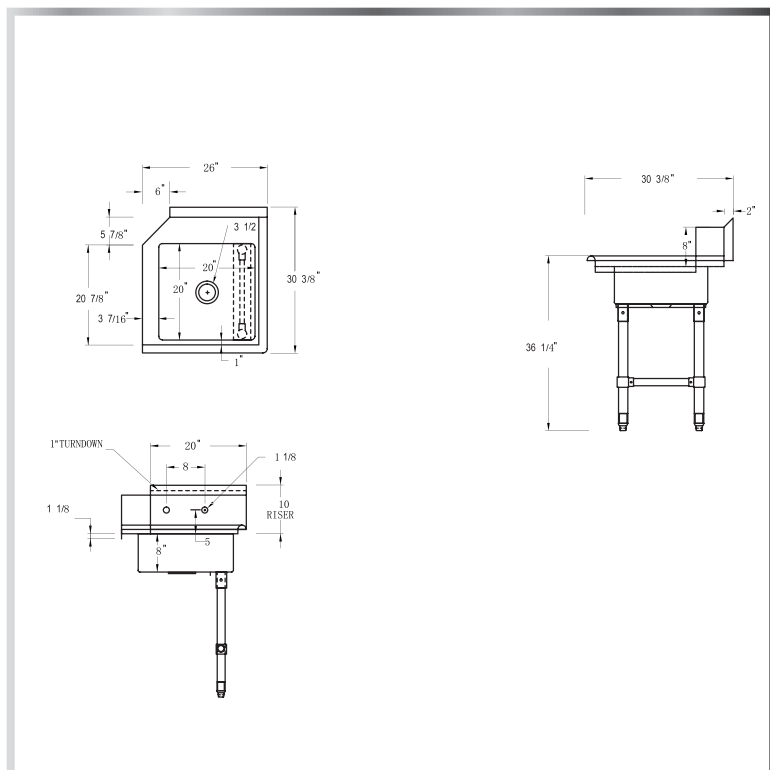


***See Page 16 For The
NEW NBR Dishtable
Undershelf (DTU)***

FEATURES

- Straight Design
- 10" Backsplash with 2" Return to Wall At 45°
- 8" On-Center Wall-Mounted Faucet Holes
- Rolled Front and Side Edges
- One Deep Pre-Rinse Sink on Left Side
- Adjustable Bracing and Bullet Feet
- Drain Basket Included

Include a Faucet, Waste Drain, and More
With Your Order!
(See Pages 77-82)



MODEL NUMBER	BOWL SIZE L X W X H	LENGTH	WIDTH
SDT-26R	20" x 20" x 8"	26"	30-3/8"
SDT-36R	20" x 20" x 8"	36"	30-3/8"
SDT-48R	20" x 20" x 8"	48"	30-3/8"
SDT-60R	20" x 20" x 8"	60"	30-3/8"
SDT-72R	20" x 20" x 8"	72"	30-3/8"

(609) 642 - 8389 | SALES@NBREQUIPMENT.COM | WWW.NBREQUIPMENT.COM

NBR EQUIPMENT, 10 ABEEL ROAD, CRANBURY, NJ 08512

DISH TABLES - UNDERCOUNTER



- 18 Gauge 304 Stainless Steel Top
- Galvanized Legs and Bracing
- Plastic Bullet Feet

- Straight Design
- 10" Backsplash with 1" Return to Wall At 45°
- ¾" Turned Down Rear Lip
- 8" On-Center Wall-Mounted Faucet Holes
- Drain Basket Included

[illegible]

MODEL NUMBER	BOWL SIZE L X W X H	LENGTH	WIDTH
UDT-50L	20" x 20" x 8"	50"	30"
UDT-60L	20" x 20" x 8"	60"	30"

UNDERCOUNTER SOILED DISH TABLES (RIGHT TO LEFT OPERATION)

DISH TABLES - UNDERCOUNTER



MATERIALS

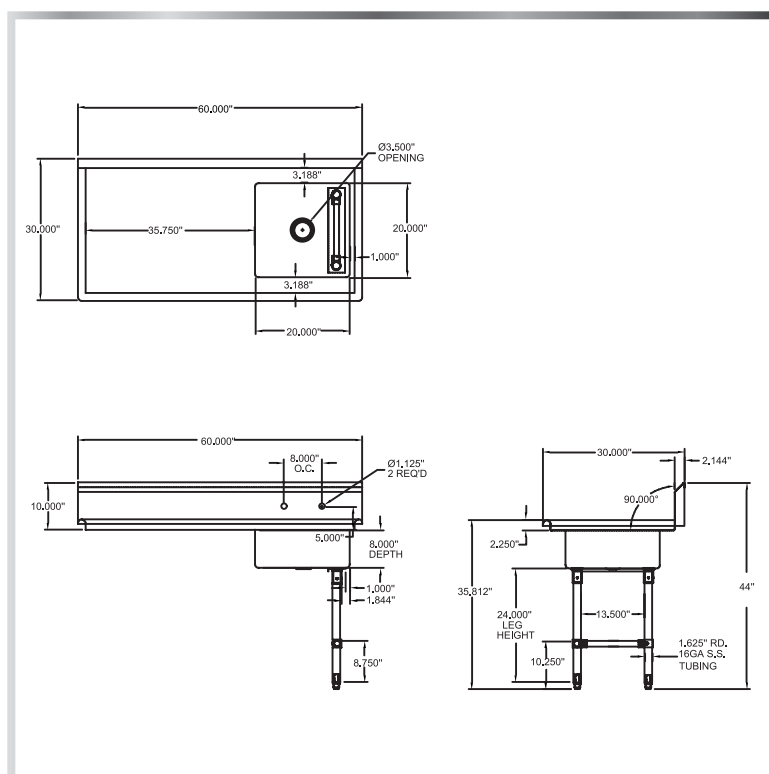
- 18 Gauge 304 Stainless Steel Top
 - Galvanized Legs and Bracing
 - Plastic Bullet Feet



FEATURES

- Straight Design
- 10" Backsplash with 2" Return to Wall At 45°
- 3/4" Turned Down Rear Lip
- 8" On-Center Wall-Mounted Faucet Holes
- Drain Basket Included

Include a Faucet, Waste Drain, and More
With Your Order!
(See Pages 77-82)



MODEL NUMBER	BOWL SIZE L X W X H	LENGTH	WIDTH
UDT-50R	20" x 20" x 8"	50"	30"
UDT-60R	20" x 20" x 8"	60"	30"

(609) 642 - 8389 | SALES@NBREQUIPMENT.COM | WWW.NBREQUIPMENT.COM

NBR EQUIPMENT, 10 ABEEL ROAD, CRANBURY, NJ 08512

3-BOWL 2-DRAINBOARD CORNER DISH TABLE

DISH TABLES - 3 BOWL CORNER



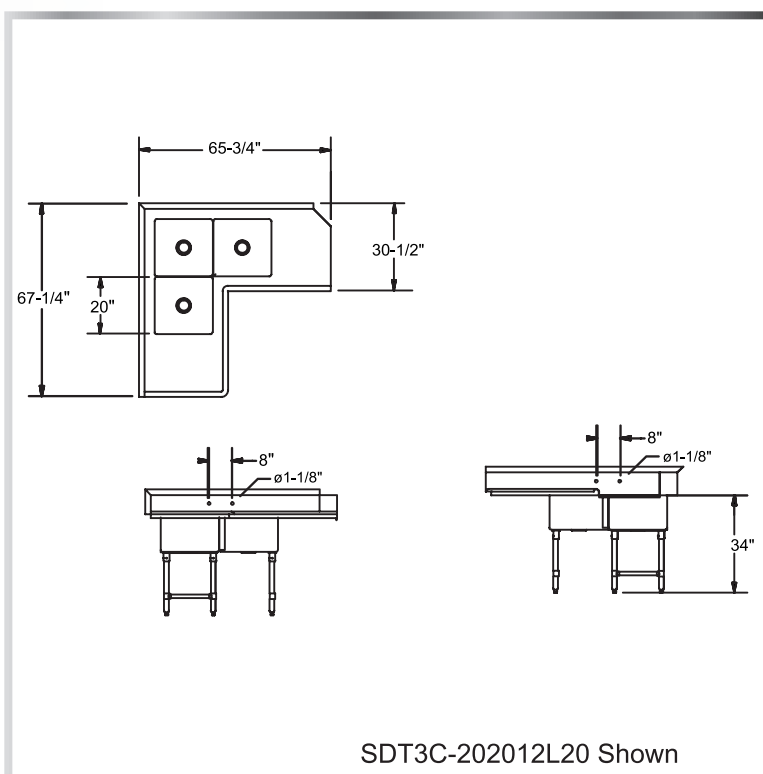
MATERIALS

- 18 Gauge 304 Stainless Steel Top
- Galvanized Legs, Gussets, and Bracing
- Plastic Bullet Feet

FEATURES

- Designed to Fit Into Dish Machine
- 9" Backsplash with 2" Return to Wall
 - Two Sets of 8" On-Center Wall-Mounted Faucet Holes
- 3-1/2" Die-Stamped Drain Opening
 - Two 20" Drainboards
 - Adjustable Bullet Feet
 - Drain Basket Included

Include a Faucet, Waste Drain, and More
With Your Order!
(See Pages 76-82)



SDT3C-202012L20 Shown

MODEL NUMBER	BOWL SIZE L X W X H	LENGTH	WIDTH	DRAINBOARD SIZE
SDT3C-202012L20	20" x 20" x 12"	65-3/4"	30-1/2"	20"
SDT3C-202012R20	20" x 20" x 12"	65-3/4"	30-1/2"	20"

3-BOWL SOILED DISH TABLE

DISH TABLES - 3 BOWLS



MATERIALS

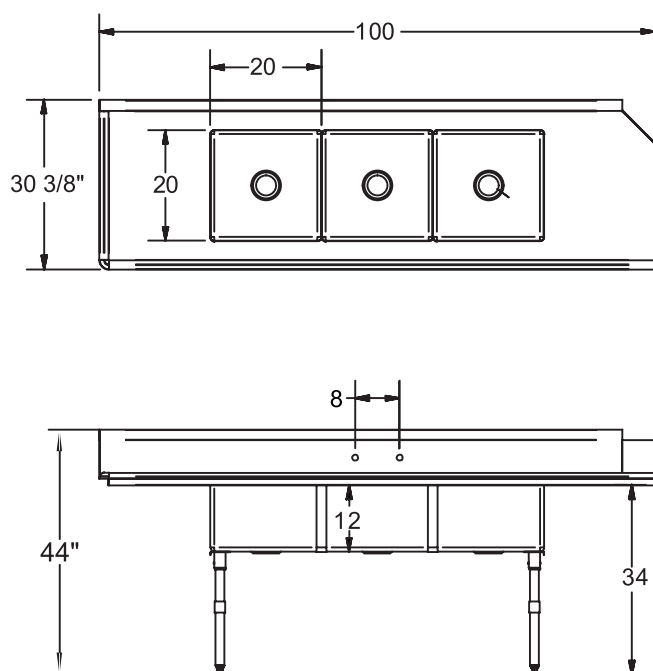
- 18 Gauge 304 Stainless Steel Top
- Galvanized Legs, Gussets, and Bracing
 - Plastic Bullet Feet



FEATURES

- Designed to Fit Into Dish Machine (Left or Right Side)
- 10" Backsplash with 2" Return to Wall At 45°
- One Set of 8" On-Center Wall-Mounted Faucet Holes
- 3-½" Die-Stamped Drain Openings With Drain Baskets Included
- Two 20" Drainboards (1 on Each Side)
- Adjustable Bullet Feet

Include a Faucet, Waste Drain, and More
With Your Order!
(See Pages 76-82)



SDT3-202012R20 Shown

MODEL NUMBER	BOWL SIZE L X W X H	LENGTH	WIDTH	DRAINBOARD SIZE
SDT3-202012L20	20" x 20" x 12"	100"	30- ³ / ₈ "	20"
SDT3-202012R20	20" x 20" x 12"	100"	30- ³ / ₈ "	20"

(609) 642 - 8389 | SALES@NBREQUIPMENT.COM | WWW.NBREQUIPMENT.COM

NBR EQUIPMENT, 10 ABEEL ROAD, CRANBURY, NJ 08512

DISHTABLE UNDERSHELF

DISH TABLES - UNDERSHELF



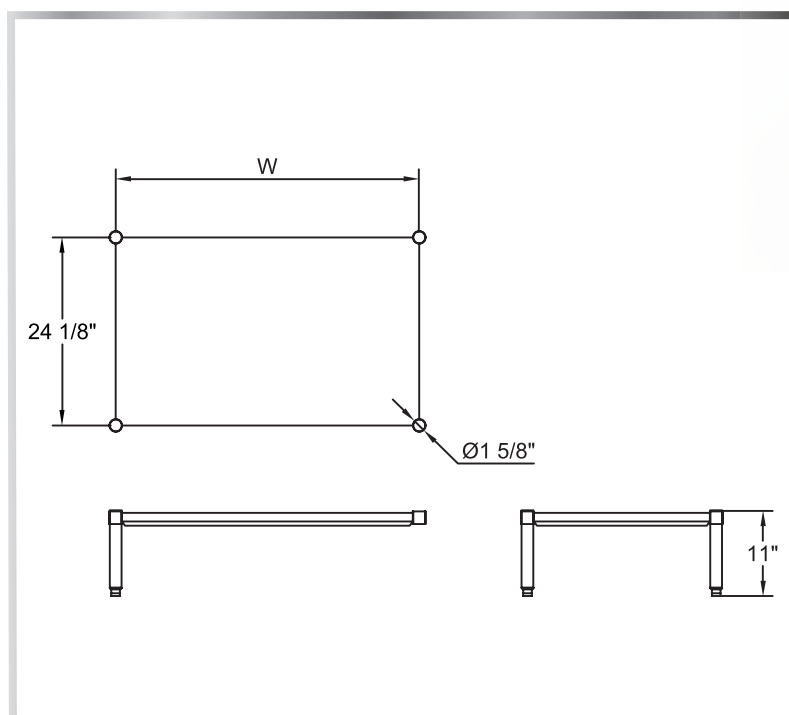
MATERIALS

- 18 Gauge 304 Stainless Steel Shelf
- Stainless Steel Legs and Bullet Feet



FEATURES

- 2pcs 11"L Stainless Steel Legs
- Adjustable Bullet Feet
- Compatible with any Straight Design Dishtables



MODEL NUMBER	WIDTH	DEPTH
DTU-S24	17-5/8"	24-1/8"
DTU-S30	23-5/8"	24-1/8"
DTU-S36	29-5/8"	24-1/8"
DTU-S48	41-5/8"	24-1/8"
DTU-S60	53-5/8"	24-1/8"
DTU-S72	65-5/8"	24-1/8"

(609) 642 - 8389 | SALES@NBREQUIPMENT.COM | WWW.NBREQUIPMENT.COM

NBR EQUIPMENT, 10 ABEEL ROAD, CRANBURY, NJ 08512

PRE-RINSE BASKET & TRAY SLIDES

DISH ROOM - ACCESSORIES



PRE-RINSE BASKET

MATERIALS

- 16 Gauge 304 Stainless Steel; Fabricated

FEATURES

- 5" Deep Pre-Rinse Bowl

MODEL NUMBER	BOWL SIZE L X W
PB-1824	17-½" x 23-½"
PB-2020	19-½" x 19-½"
PB-2030	19-½" x 29-½"
PB-2424	23-½" x 23-½"



DISHTABLE RACK SLIDE

MATERIALS

- 304 Stainless Steel Bar; Fabricated

FEATURES

- Fits In 20" X 20" Pre-Rinse Sink

MODEL NUMBER	BOWL SIZE L X W
SLB-2020	19-¾" x 21"


SOLID SORTING SHELF

DISH ROOM - ACCESSORIES



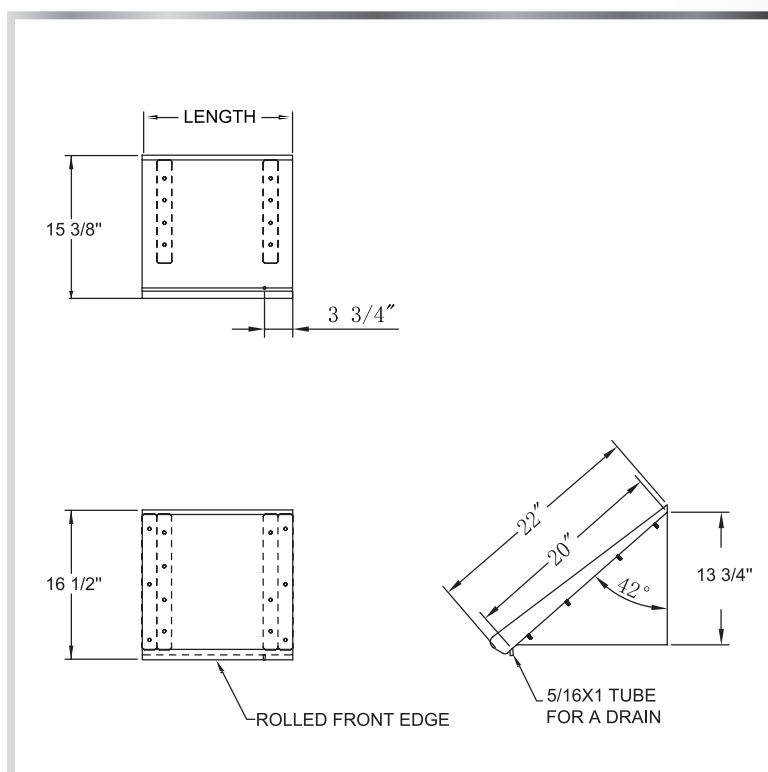
MATERIALS

- 18 Gauge 304 Stainless Steel



FEATURES


- Solid Wall Mounted Shelf
- Rolled Front Edges
- Includes Brackets
- Drain Tube in Right Corner



MODEL NUMBER	LENGTH	WIDTH
SSR-21	21"	22"
SSR-42	42"	22"
SSR-63	63"	22"

TUBULAR SORTING SHELF

DISH ROOM - ACCESSORIES

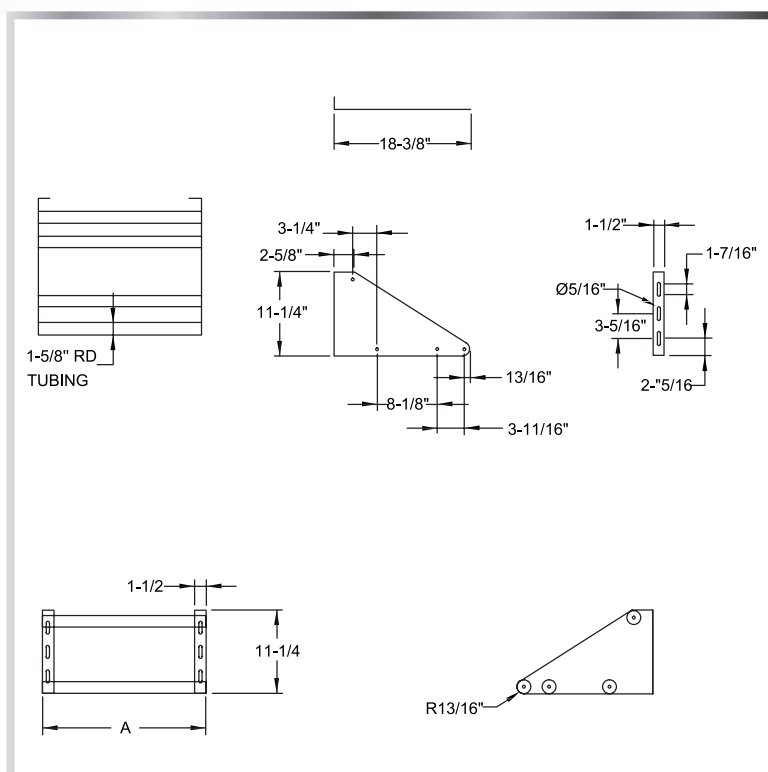


MATERIALS

- 16 Gauge 304 Stainless Steel

FEATURES

- Slanted Wall Mounted Shelf
 - Includes Brackets
 - Four 1-5/8" Round Tubes



MODEL NUMBER	LENGTH	WIDTH
TSS-22	22"	18-3/8"
TSS-42	42"	18-3/8"
TSS-63	63"	18-3/8"

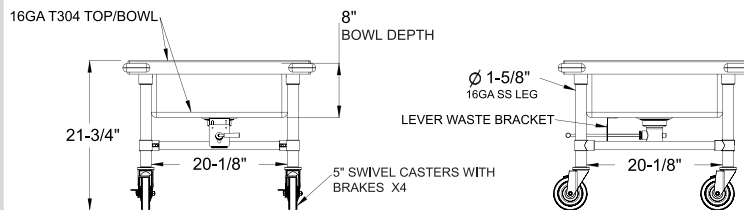
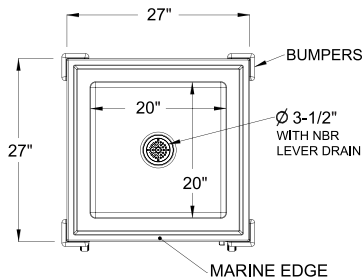
MOBILE SOAK SINK

DISH ROOM - MOBILE



MATERIALS

- 16 Gauge 304 Stainless Steel; Fabricated
- Stainless Steel Cross-Bracing, Legs, and 5" Swivel Casters With Brake



FEATURES

- Marine Edges
- Gray Bumpers
- Twist Lever Waste Drain Included
- Includes Swivel Casters With Brakes

MODEL NUMBER

SKS-2020

SOAK SINK SIZE

20" x 20" x 8"

(609) 642 - 8389 | SALES@NBREQUIPMENT.COM | WWW.NBREQUIPMENT.COM

NBR EQUIPMENT, 10 ABEEL ROAD, CRANBURY, NJ 08512

FREE-STANDING SERVICE SINK

DISH ROOM - FREE STANDING



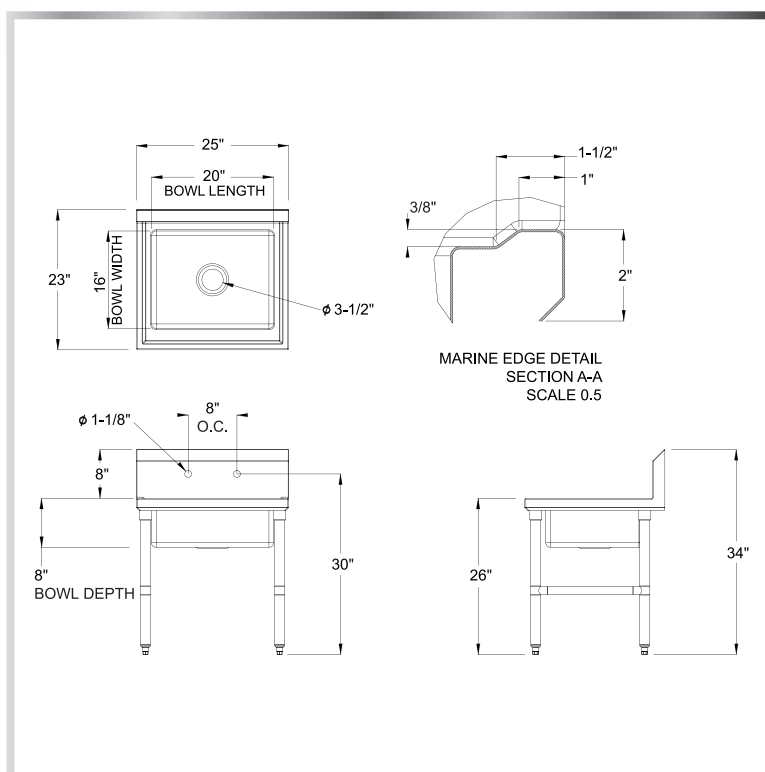
MATERIALS

- 18 Gauge 304 Stainless Steel; Fabricated
- Stainless Steel Legs, Cross-Bracing, and Bullet Feet

FEATURES

- 8" Deep Fabricated Sink Bowl
- 3-1/2" Drain Basket Included
- 8" On-Center Wall-Mounted Faucet Holes

Include a Faucet, Waste Drain, and More
With Your Order!
(See Pages 76-82)



MODEL NUMBER

SVS-2016

SOAK SINK SIZE

20" x 16" x 8"

(609) 642 - 8389 | SALES@NBREQUIPMENT.COM | WWW.NBREQUIPMENT.COM

NBR EQUIPMENT, 10 ABEEL ROAD, CRANBURY, NJ 08512

FLOOR-MOUNT MOP SINK

MOP SINKS - FLOOR MOUNT



MATERIALS

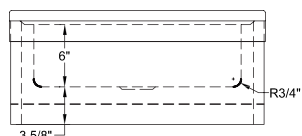
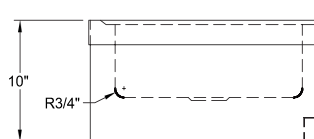
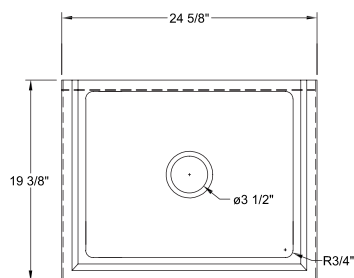
- 16 Gauge 304 Stainless Steel Bowl



FEATURES

- Marine Edges
- 3-1/2" Heavy Duty Brass Drain Basket Included
- Skirted Sides

Include a Service Faucet (P2SV) as
Seen on Page 77



MODEL NUMBER	BOWL SIZE L X W X H	LENGTH	WIDTH
MOP-162006	20" x 16" x 6"	24-5/8"	19-3/8"
MOP-162012	20" x 16" x 12"	24-5/8"	19-3/8"
MOP-242406	24" x 24" x 6"	28-5/8"	27-3/8"
MOP-242412	24" x 24" x 12"	28-5/8"	27-3/8"
MOP-282012	28" x 20" x 12"	32-5/8"	23-3/8"

(609) 642 - 8389 | SALES@NBREQUIPMENT.COM | WWW.NBREQUIPMENT.COM

NBR EQUIPMENT, 10 ABEEL ROAD, CRANBURY, NJ 08512

FLUSH FLOOR-MOUNT MOP SINK

MOP SINKS - FLUSH FLOOR MOUNT



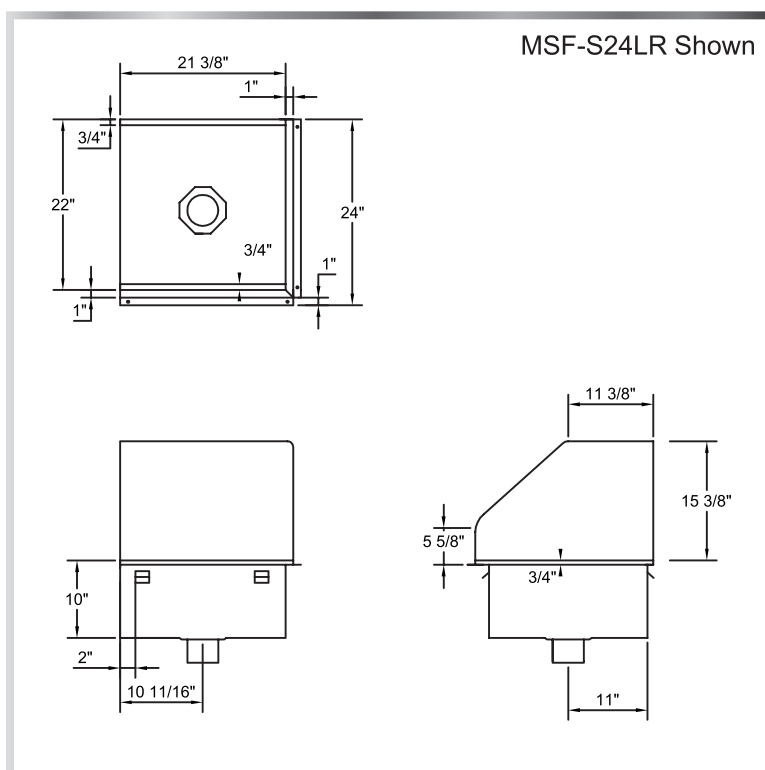
MATERIALS

- 16 Gauge 304 Stainless Steel Bowl

FEATURES

- Recessed Into Floor
- Removable Stainless Steel Subway Grating and Strainer Basket
- Allows Mop Buckets To Roll Over Sink At Floor Level
- 16-1/2" Backsplashes; Available With Left Splash (L), Right Splash (R), Or Both (LR)
- 4" Outer Dimension (O.D.) Waste Pipe 3" Tall

Include a Service Faucet (P2SV) as Seen on Page 77



MODEL NUMBER	BOWL SIZE L X W X H	LENGTH	WIDTH
MSF-S24L	23-3/8" x 24" x 10"	23-3/8"	24"
MSF-S24R	23-3/8" x 24" x 10"	23-3/8"	24"
MSF-S24LR	21-3/8" x 24" x 10"	21-3/8"	24"

(609) 642 - 8389 | SALES@NBREQUIPMENT.COM | WWW.NBREQUIPMENT.COM

NBR EQUIPMENT, 10 ABEEL ROAD, CRANBURY, NJ 08512

SINGLE STORAGE MOP SINK CABINET



MOP SINKS - CABINET

MATERIALS

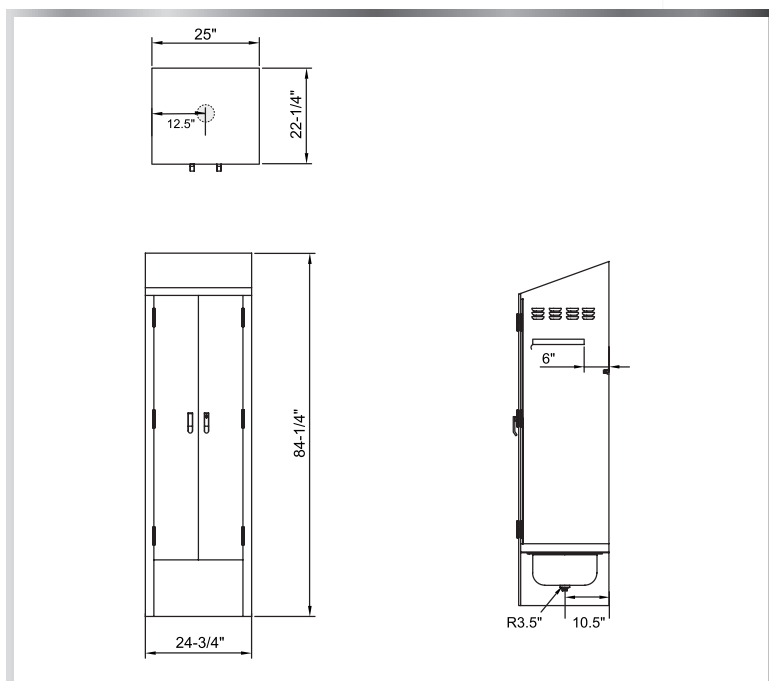
- 18 Gauge 430 Series Stainless Steel Body
 - 16 Gauge 304 Stainless Steel Mop Sink
- 20 Gauge 430 Series Stainless Steel Doors



FEATURES

- Holds Two Mops
- One Fixed Overhead Shelf
- 20" x 16" x 8" Mop Sink
- Two Hinged Doors With Transverse Rod Handles and Keyed Locks
- Single Storage Closet With Slanted Top
- Drain Basket Included

Include a Service Faucet (P2SV) as Seen on Page 77



MODEL NUMBER	BOWL SIZE L X W X H	LENGTH	WIDTH
MSC-2522	20" x 16" x 8"	25"	22-1/4"

DOUBLE STORAGE MOP SINK CABINET

MOP SINKS - CABINET



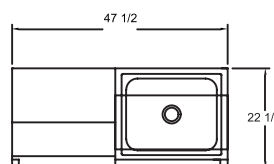
MATERIALS

- 18 Gauge 430 Series Stainless Steel Body
- 16 Gauge 304 Stainless Steel Mop Sink
- 20 Gauge 430 Series Stainless Steel Doors

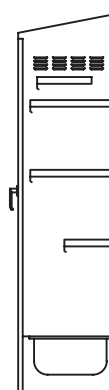
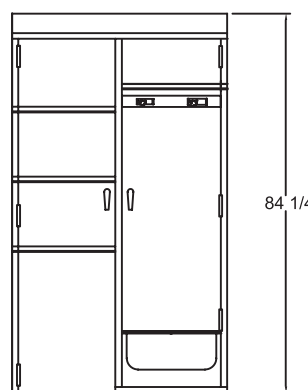
FEATURES

- Holds Two Mops
- One Fixed Overhead Shelf Above Mop Sink
- Three Fixed Shelves in Cabinet Storage Side
 - 20" x 16" x 8" Mop Sink
- Two Hinged Doors With Transverse Rod Handles and Keyed Locks
 - Double Storage Closet With Slanted Top
 - Drain Basket Included

Include a Service Faucet (P2SV) as Seen on Page 77



MSC-4822R Shown



MODEL NUMBER	BOWL SIZE L X W X H	LENGTH	WIDTH
MSC-4822L	20" x 16" x 8"	47-1/2"	22-1/4"
MSC-4822R	20" x 16" x 8"	47-1/2"	22-1/4"

TROUGHS

TROUGHS



FEATURES

- Subway Style Grating
- 3-1/2" Deep Welded Pan With Built-In Pitch
- Accommodates Up to 4" in Diameter Pipe
- Includes Removable Perforated Strainer

MATERIALS

- 14 Gauge 304 Stainless Steel; Fabricated
 - Stainless Steel Grating and Strainer



MODEL NUMBER	LENGTH	WIDTH
FT-G1224	24"	12"
FT-G1236	36"	12"
FT-G1248	48"	12"
FT-G1260	60"	12"
FT-G1824	24"	18"
FT-G1836	36"	18"
FT-G1848	48"	18"
FT-G1860	60"	18"



MODEL NUMBER	TP-12*	TB-18*
SIZE	12"L x 6-7/16"W	18"L x 4"D x 4"W
DESCRIPTION	Urn Trough with Removable Drip Plate	Trough and Basket
MATERIAL	16 GA 300 Stainless Steel	14 GA 304 Stainless Steel

* AVAILABLE IN BIGGER SIZES:

TP-18: 18"L **TP-36: 36"L** **TP-60: 60"L** **TB-24: 24"L X 4"W**
TP-24: 24"L **TP-48: 48"L** **TP-72: 72"L** **TB-26: 26"L X 4"W**

(609) 642 - 8389 | SALES@NBREQUIPMENT.COM | WWW.NBREQUIPMENT.COM

NBR EQUIPMENT, 10 ABEEL ROAD, CRANBURY, NJ 08512

PREMIUM 1-BOWL SINK

SINKS - 1 BOWL



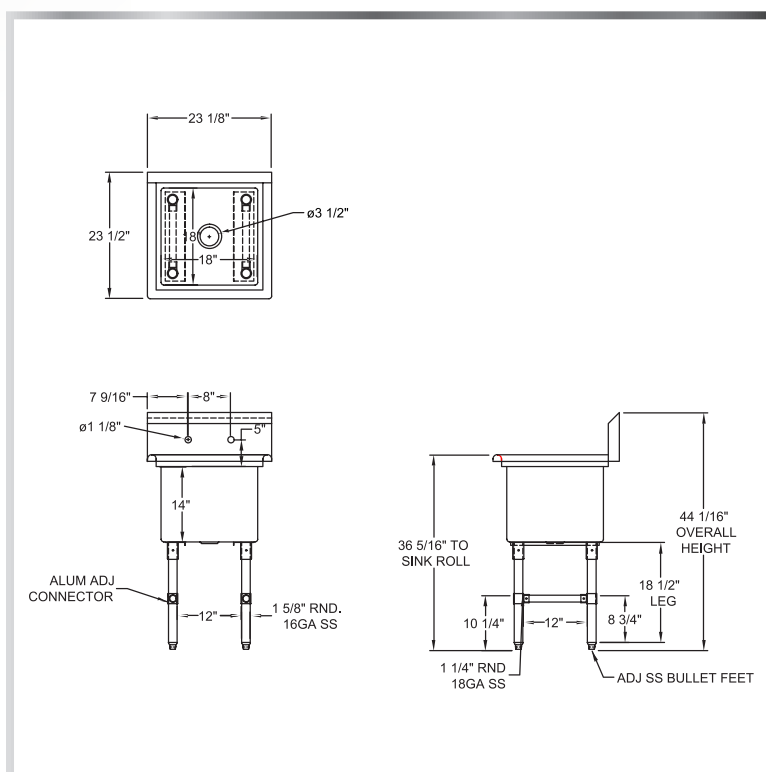
MATERIALS

- 16 Gauge 304 Stainless Steel; Fabricated
- Stainless Steel Legs, Gussets, Cross-Bracing, and Bullet Feet

FEATURES

- 10"H Backsplash with 2" Return to Wall
- 8" On-Center Wall-Mounted Faucet Holes
- 3-1/2" Die-Stamped Drain Opening With Drain Basket Included
- Cross-Bracing for Reinforced Support
 - Adjustable Bullet Feet

Include a Faucet, Waste Drain, and More
With Your Order!
(See Pages 76-82)



MODEL NUMBER	BOWL SIZE L X W X H	LENGTH	WIDTH
1SS-162014	16" x 20" x 14"	21-1/8"	25-1/2"
1SS-181814	18" x 18" x 14"	23-1/8"	23-1/2"
1SS-182414	18" x 24" x 14"	23-1/8"	29-1/2"
1SS-242414	24" x 24" x 14"	29-1/8"	29-1/2"

(609) 642 - 8389 | SALES@NBREQUIPMENT.COM | WWW.NBREQUIPMENT.COM

NBR EQUIPMENT, 10 ABEEL ROAD, CRANBURY, NJ 08512

PREMIUM 1-BOWL 1-DRAINBOARD SINK (LEFT)



SINKS - 1 BOWL

MATERIALS

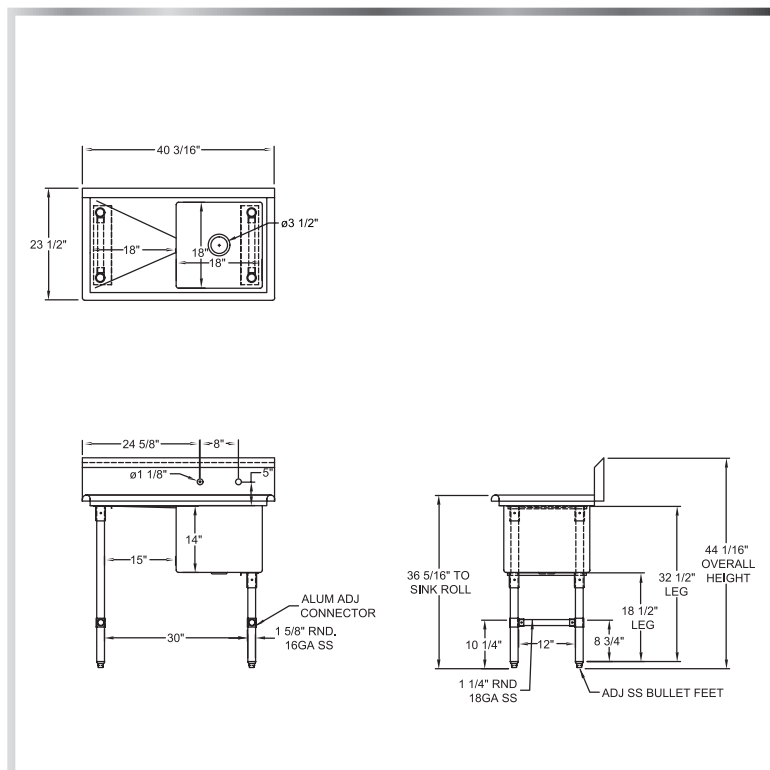
- 16 Gauge 304 Stainless Steel; Fabricated
- Stainless Steel Legs, Gussets, Cross-Bracing, and Bullet Feet



FEATURES

- 10"H Backsplash with 2" Return to Wall
- 8" On-Center Wall-Mounted Faucet Holes
- 3-1/2" Die-Stamped Drain Opening With Drain Basket Included
- One Drainboard (Left Side)
- Cross-Bracing for Reinforced Support
- Adjustable Bullet Feet

Include a Faucet, Waste Drain, and More
With Your Order!
(See Pages 76-82)



MODEL NUMBER	BOWL SIZE L X W X H	LENGTH	WIDTH	DRAINBOARD SIZE
1SS-162014L18	16" x 20" x 14"	38- ³ / ₁₆ "	25- ¹ / ₂ "	18"
1SS-181814L18	18" x 18" x 14"	40- ³ / ₁₆ "	23- ¹ / ₂ "	18"
1SS-182414L18	18" x 24" x 14"	40- ³ / ₁₆ "	29- ¹ / ₂ "	18"
1SS-182414L24	18" x 24" x 14"	46- ³ / ₁₆ "	29- ¹ / ₂ "	24"
1SS-242414L24	24" x 24" x 14"	52- ³ / ₁₆ "	29- ¹ / ₂ "	24"

(609) 642 - 8389 | SALES@NBREQUIPMENT.COM | WWW.NBREQUIPMENT.COM

NBR EQUIPMENT, 10 ABEEL ROAD, CRANBURY, NJ 08512

PREMIUM 1-BOWL 1-DRAINBOARD SINK (RIGHT)

SINKS - 1 BOWL



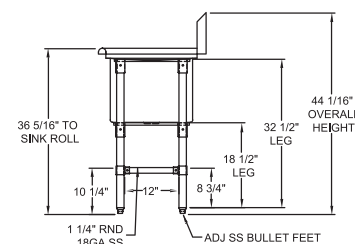
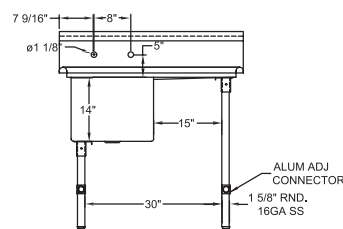
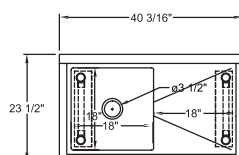
MATERIALS

- 16 Gauge 304 Stainless Steel; Fabricated
- Stainless Steel Legs, Gussets, Cross-Bracing, and Bullet Feet

FEATURES

- 10"H Backsplash with 2" Return to Wall
- 8" On-Center Wall-Mounted Faucet Holes
- 3-½" Die-Stamped Drain Opening With Drain Basket Included
- One Drainboard (Right Side)
- Cross-Bracing for Reinforced Support
- Adjustable Bullet Feet

Include a Faucet, Waste Drain, and More
With Your Order!
(See Pages 76-82)



MODEL NUMBER	BOWL SIZE L X W X H	LENGTH	WIDTH	DRAINBOARD SIZE
1SS-162014R18	16" x 20" x 14"	38- ³ / ₁₆ "	25- ¹ / ₂ "	18"
1SS-181814R18	18" x 18" x 14"	40- ³ / ₁₆ "	23- ¹ / ₂ "	18"
1SS-182414R18	18" x 24" x 14"	40- ³ / ₁₆ "	29- ¹ / ₂ "	18"
1SS-182414R24	18" x 24" x 14"	46- ³ / ₁₆ "	29- ¹ / ₂ "	24"
1SS-242414R24	24" x 24" x 14"	52- ³ / ₁₆ "	29- ¹ / ₂ "	24"

(609) 642 - 8389 | SALES@NBREQUIPMENT.COM | WWW.NBREQUIPMENT.COM

NBR EQUIPMENT, 10 ABEEL ROAD, CRANBURY, NJ 08512

PREMIUM 1-BOWL 2-DRAINBOARD SINK



SINKS - 1 BOWL

MATERIALS

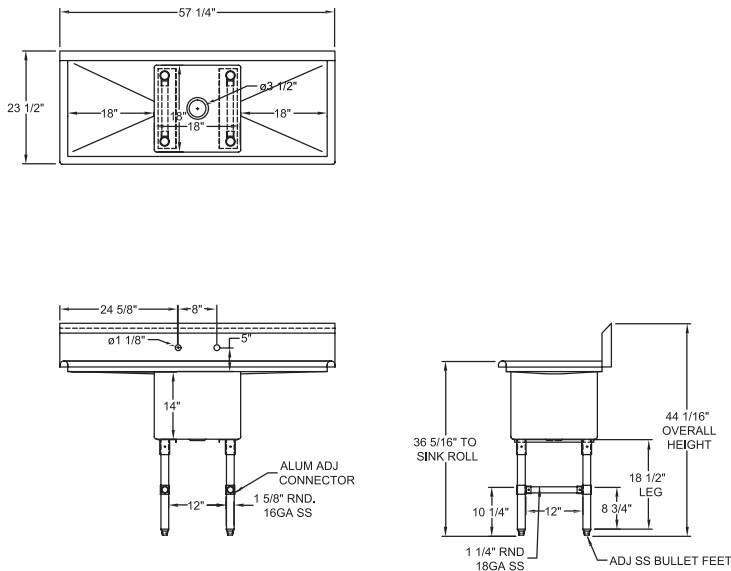
- 16 Gauge 304 Stainless Steel; Fabricated
- Stainless Steel Legs, Gussets, Cross-Bracing, and Bullet Feet



FEATURES

- 10"H Backsplash with 2" Return to Wall
- 8" On-Center Wall-Mounted Faucet Holes
- 3-1/2" Die-Stamped Drain Opening With Drain Basket Included
- Two Drainboards (1 on Each Side)
- Cross-Bracing for Reinforced Support
- Adjustable Bullet Feet

Include a Faucet, Waste Drain, and More
With Your Order!
(See Pages 76-82)



MODEL NUMBER	BOWL SIZE L X W X H	LENGTH	WIDTH	DRAINBOARD SIZE
1SS-162014LR18	16" x 20" x 14"	55-1/4"	25-1/2"	18"
1SS-181814LR18	18" x 18" x 14"	57-1/4"	23-1/2"	18"
1SS-182414LR18	18" x 24" x 14"	57-1/4"	29-1/2"	18"
1SS-182414LR24	18" x 24" x 14"	69-1/4"	29-1/2"	24"
1SS-242414LR24	24" x 24" x 14"	75-1/4"	29-1/2"	24"

(609) 642 - 8389 | SALES@NBREQUIPMENT.COM | WWW.NBREQUIPMENT.COM

NBR EQUIPMENT, 10 ABEEL ROAD, CRANBURY, NJ 08512

ECONOMY 1-BOWL SINK

SINKS - 1 BOWL



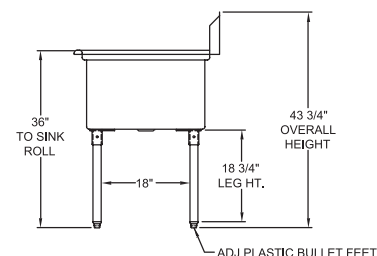
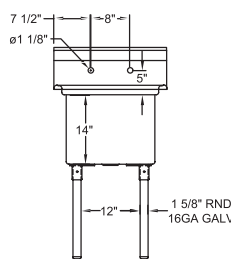
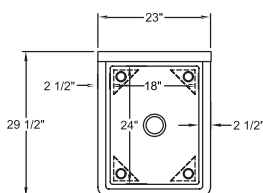
MATERIALS

- 18 Gauge 304 Stainless Steel; Fabricated
- Galvanized Legs and Gussets
- Plastic Bullet Feet

FEATURES

- 10"H Backsplash with 2" Return to Wall
- 8" On-Center Wall-Mounted Faucet Holes
- 3-1/2" Die-Stamped Drain Opening With Drain Basket Included
- Adjustable Bullet Feet

Include a Faucet, Waste Drain, and More
With Your Order!
(See Pages 76-82)



MODEL NUMBER	BOWL SIZE L X W X H	LENGTH	WIDTH
1SG-162012	16" x 20" x 12"	21"	25-1/2"
1SG-181812	18" x 18" x 12"	23"	23-1/2"
1SG-182414	18" x 24" x 14"	23"	29-1/2"
1SG-202012	20" x 20" x 12"	25"	25-1/2"
1SG-242414	24" x 24" x 14"	29"	29-1/2"

(609) 642 - 8389 | SALES@NBREQUIPMENT.COM | WWW.NBREQUIPMENT.COM

NBR EQUIPMENT, 10 ABEEL ROAD, CRANBURY, NJ 08512

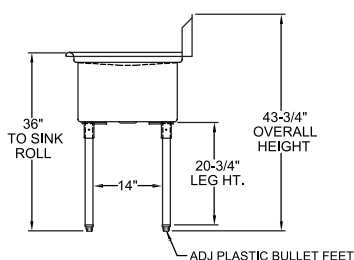
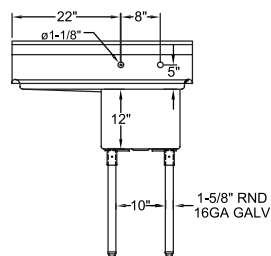
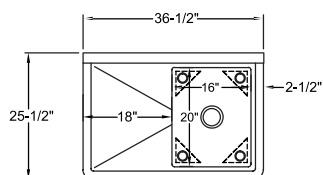
ECONOMY 1-BOWL 1-DRAINBOARD SINK (LEFT)



SINKS - 1 BOWL

MATERIALS

- 18 Gauge 304 Stainless Steel; Fabricated
 - Galvanized Legs and Gussets
 - Plastic Bullet Feet



FEATURES

- 10"H Backsplash with 2" Return to Wall
- 8" On-Center Wall-Mounted Faucet Holes
- 3-1/2" Die-Stamped Drain Opening With Drain Basket Included
- One Drainboard (Left Side)
- Adjustable Bullet Feet

Include a Faucet, Waste Drain, and More
With Your Order!
(See Pages 76-82)

MODEL NUMBER	BOWL SIZE L X W X H	LENGTH	WIDTH	DRAINBOARD SIZE
1SG-162012L18	16" x 20" x 12"	36-1/2"	25-1/2"	18"
1SG-181812L18	18" x 18" x 12"	38-1/2"	23-1/2"	18"
1SG-182414L24	18" x 24" x 14"	44-1/2"	29-1/2"	24"
1SG-242414L24	24" x 24" x 14"	50-1/2"	29-1/2"	24"

(609) 642 - 8389 | SALES@NBREQUIPMENT.COM | WWW.NBREQUIPMENT.COM

NBR EQUIPMENT, 10 ABEEL ROAD, CRANBURY, NJ 08512

ECONOMY 1-BOWL 1-DRAINBOARD SINK (RIGHT)

SINKS - 1 BOWL



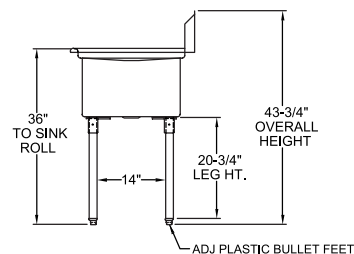
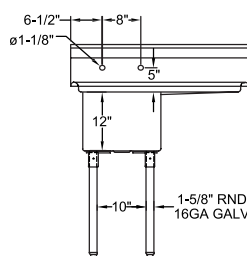
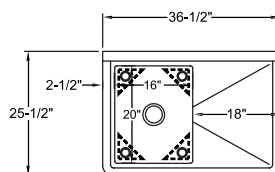
MATERIALS

- 18 Gauge 304 Stainless Steel; Fabricated
- Galvanized Legs and Gussets
- Plastic Bullet Feet

FEATURES

- 10"H Backsplash with 2" Return to Wall
- 8" On-Center Wall-Mounted Faucet Holes
- 3-½" Die-Stamped Drain Opening With Drain Basket Included
 - One Drainboard (Right Side)
 - Adjustable Bullet Feet

Include a Faucet, Waste Drain, and More
With Your Order!
(See Pages 76-82)



MODEL NUMBER	BOWL SIZE L X W X H	LENGTH	WIDTH	DRAINBOARD SIZE
1SG-162012R18	16" x 20" x 12"	36-½"	25-½"	18"
1SG-181812R18	18" x 18" x 12"	38-½"	23-½"	18"
1SG-182414R24	18" x 24" x 14"	44-½"	29-½"	24"
1SG-242414R24	24" x 24" x 14"	50-½"	29-½"	24"

(609) 642 - 8389 | SALES@NBREQUIPMENT.COM | WWW.NBREQUIPMENT.COM

NBR EQUIPMENT, 10 ABEEL ROAD, CRANBURY, NJ 08512

ECONOMY 1-BOWL 2-DRAINBOARD SINK



SINKS - 1 BOWL

MATERIALS

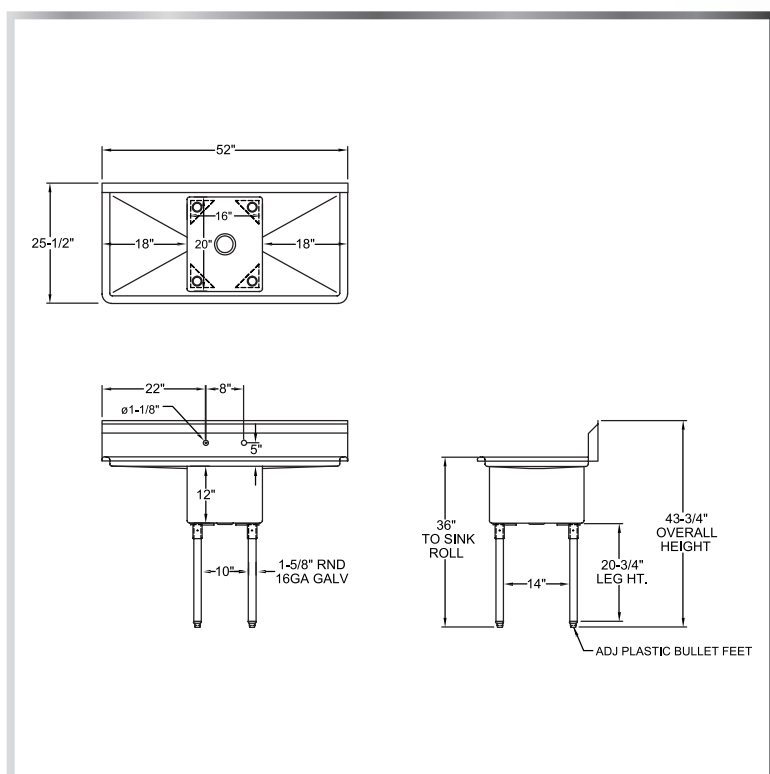
- 18 Gauge 304 Stainless Steel; Fabricated
 - Galvanized Legs and Gussets
 - Plastic Bullet Feet



FEATURES

- 10"H Backsplash with 2" Return to Wall
- 8" On-Center Wall-Mounted Faucet Holes
- 3-1/2" Die-Stamped Drain Opening With Drain Basket Included
- Two Drainboard (1 on Each Side)
- Adjustable Bullet Feet

Include a Faucet, Waste Drain, and More
With Your Order!
(See Pages 76-82)



MODEL NUMBER	BOWL SIZE L X W X H	LENGTH	WIDTH	DRAINBOARD SIZE
1SG-162012LR18	16" x 20" x 12"	52"	25-1/2"	18"
1SG-181812LR18	18" x 18" x 12"	54"	23-1/2"	18"
1SG-182414LR24	18" x 24" x 14"	66"	29-1/2"	24"
1SG-242414LR24	24" x 24" x 14"	72"	29-1/2"	24"

(609) 642 - 8389 | SALES@NBREQUIPMENT.COM | WWW.NBREQUIPMENT.COM

NBR EQUIPMENT, 10 ABEEL ROAD, CRANBURY, NJ 08512

PREMIUM 2-BOWL SINK

SINKS - 2 BOWLS



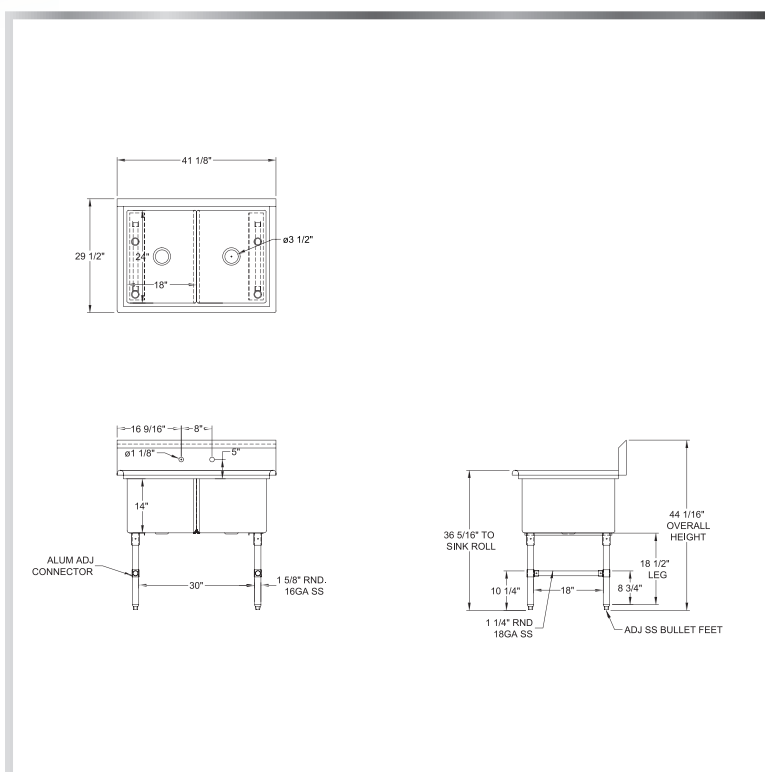
MATERIALS

- 16 Gauge 304 Stainless Steel; Fabricated
- Stainless Steel Legs, Gussets, Cross-Bracing, and Bullet Feet

FEATURES

- 10"H Backsplash with 2" Return to Wall
- 8" On-Center Wall-Mounted Faucet Holes
 - 3-1/2" Die-Stamped Drain Opening With Drain Baskets Included
- Cross-Bracing for Reinforced Support
 - Adjustable Bullet Feet

Include a Faucet, Waste Drain, and More
With Your Order!
(See Pages 76-82)



MODEL NUMBER	BOWL SIZE L X W X H	LENGTH	WIDTH
2SS-162014	16" x 20" x 14"	37-1/8"	25-1/2"
2SS-181814	18" x 18" x 14"	41-1/8"	23-1/2"
2SS-182414	18" x 24" x 14"	41-1/8"	29-1/2"
2SS-242414	24" x 24" x 14"	53-1/8"	29-1/2"

(609) 642 - 8389 | SALES@NBREQUIPMENT.COM | WWW.NBREQUIPMENT.COM

NBR EQUIPMENT, 10 ABEEL ROAD, CRANBURY, NJ 08512

PREMIUM 2-BOWL 1-DRAINBOARD SINK (LEFT)



SINKS - 2 BOWLS

MATERIALS

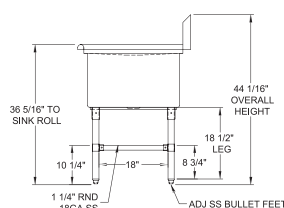
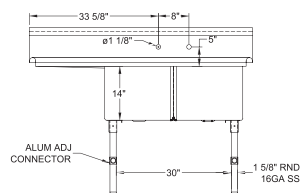
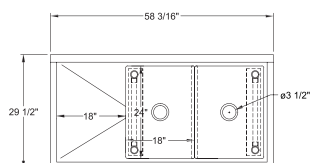
- 16 Gauge 304 Stainless Steel; Fabricated
- Stainless Steel Legs, Gussets, Cross-Bracing, and Bullet Feet



FEATURES

- 10"H Backsplash with 2" Return to Wall
- 8" On-Center Wall-Mounted Faucet Holes
- 3-1/2" Die-Stamped Drain Opening With Drain Baskets Included
- One Drainboard (Left Side)
- Cross-Bracing for Reinforced Support
- Adjustable Bullet Feet

Include a Faucet, Waste Drain, and More
With Your Order!
(See Pages 76-82)



MODEL NUMBER	BOWL SIZE L X W X H	LENGTH	WIDTH	DRAINBOARD SIZE
2SS-162014L18	16" x 20" x 14"	54-3/16"	25-1/2"	18"
2SS-181814L18	18" x 18" x 14"	58-3/16"	23-1/2"	18"
2SS-182414L18	18" x 24" x 14"	58-3/16"	29-1/2"	18"
2SS-242414L24	24" x 24" x 14"	76-3/16"	29-1/2"	24"

(609) 642 - 8389 | SALES@NBREQUIPMENT.COM | WWW.NBREQUIPMENT.COM

NBR EQUIPMENT, 10 ABEEL ROAD, CRANBURY, NJ 08512

PREMIUM 2-BOWL 1-DRAINBOARD SINK (RIGHT)

SINKS - 2 BOWLS



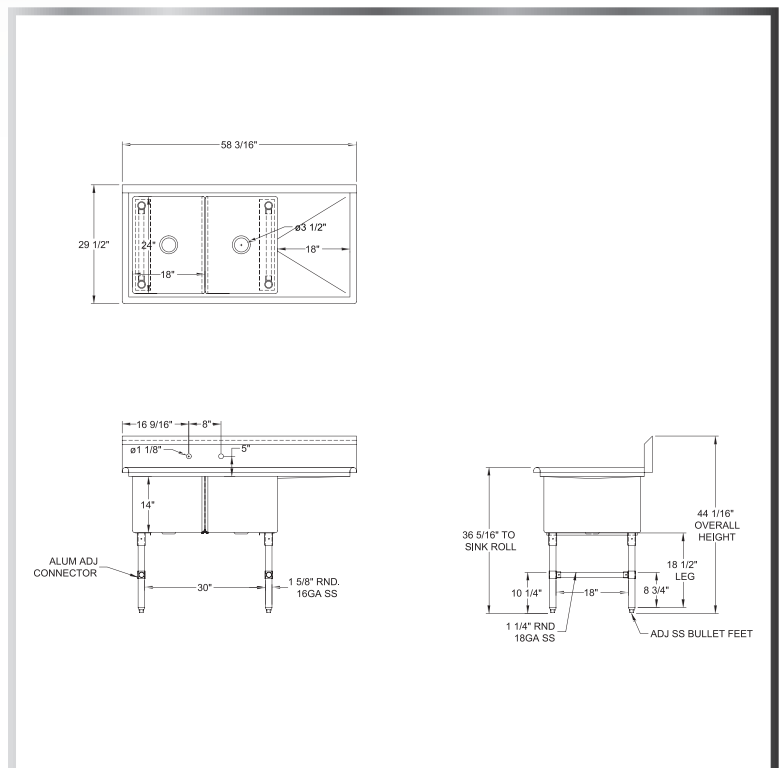
MATERIALS

- 16 Gauge 304 Stainless Steel; Fabricated
- Stainless Steel Legs, Gussets, Cross-Bracing, and Bullet Feet

FEATURES

- 10"H Backsplash with 2" Return to Wall
- 8" On-Center Wall-Mounted Faucet Holes
- 3-1/2" Die-Stamped Drain Opening With Drain Baskets Included
 - One Drainboard (Right Side)
- Cross-Bracing for Reinforced Support
 - Adjustable Bullet Feet

Include a Faucet, Waste Drain, and More
With Your Order!
(See Pages 76-82)



MODEL NUMBER	BOWL SIZE L X W X H	LENGTH	WIDTH	DRAINBOARD SIZE
2SS-162014R18	16" x 20" x 14"	54-3/16"	25-1/2"	18"
2SS-181814R18	18" x 18" x 14"	58-3/16"	23-1/2"	18"
2SS-182414R18	18" x 24" x 14"	58-3/16"	29-1/2"	18"
2SS-242414R24	24" x 24" x 14"	76-3/16"	29-1/2"	24"

(609) 642 - 8389 | SALES@NBREQUIPMENT.COM | WWW.NBREQUIPMENT.COM

NBR EQUIPMENT, 10 ABEEL ROAD, CRANBURY, NJ 08512

PREMIUM 2-BOWL 2-DRAINBOARD SINK



SINKS - 2 BOWLS

MATERIALS

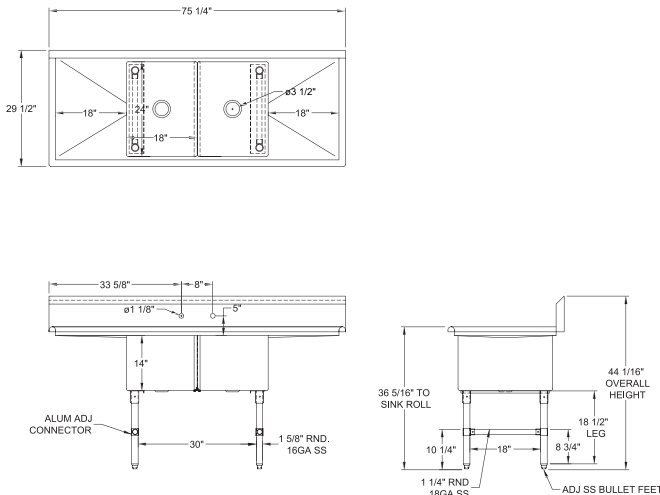
- 16 Gauge 304 Stainless Steel; Fabricated
- Stainless Steel Legs, Gussets, Cross-Bracing, and Bullet Feet



FEATURES

- 10"H Backsplash with 2" Return to Wall
- 8" On-Center Wall-Mounted Faucet Holes
- 3-1/2" Die-Stamped Drain Opening With Drain Baskets Included
- Two Drainboards (1 on Each Side)
- Cross-Bracing for Reinforced Support
- Adjustable Bullet Feet

Include a Faucet, Waste Drain, and More
With Your Order!
(See Pages 76-82)



MODEL NUMBER	BOWL SIZE L X W X H	LENGTH	WIDTH	DRAINBOARD SIZE
2SS-162014LR18	16" x 20" x 14"	71-1/4"	25-1/2"	18"
2SS-181814LR18	18" x 18" x 14"	75-1/4"	23-1/2"	18"
2SS-182414LR18	18" x 24" x 14"	75-1/4"	29-1/2"	18"
2SS-242414LR24	24" x 24" x 14"	99-1/4"	29-1/2"	24"

(609) 642 - 8389 | SALES@NBREQUIPMENT.COM | WWW.NBREQUIPMENT.COM

NBR EQUIPMENT, 10 ABEEL ROAD, CRANBURY, NJ 08512

ECONOMY 2-BOWL SINK

SINKS - 2 BOWLS



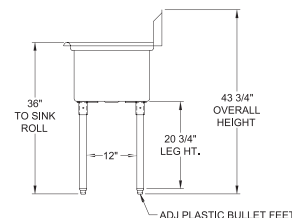
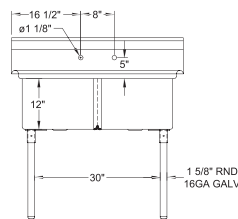
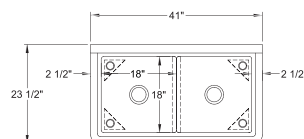
MATERIALS

- 18 Gauge 304 Stainless Steel; Fabricated
- Galvanized Legs and Gussets
- Plastic Bullet Feet

FEATURES

- 10"H Backsplash with 2" Return to Wall
- 8" On-Center Wall-Mounted Faucet Holes
- 3-½" Die-Stamped Drain Opening With Drain Baskets Included
- Adjustable Bullet Feet

Include a Faucet, Waste Drain, and More
With Your Order!
(See Pages 76-82)



MODEL NUMBER	BOWL SIZE L X W X H	LENGTH	WIDTH
2SG-162012	16" x 20" x 12"	37"	25-½"
2SG-181812	18" x 18" x 12"	41"	23-½"
2SG-242414	24" x 24" x 14"	53"	29-½"

(609) 642 - 8389 | SALES@NBREQUIPMENT.COM | WWW.NBREQUIPMENT.COM

NBR EQUIPMENT, 10 ABEEL ROAD, CRANBURY, NJ 08512

ECONOMY 2-BOWL 1-DRAINBOARD SINK (LEFT)

SINKS - 2 BOWLS



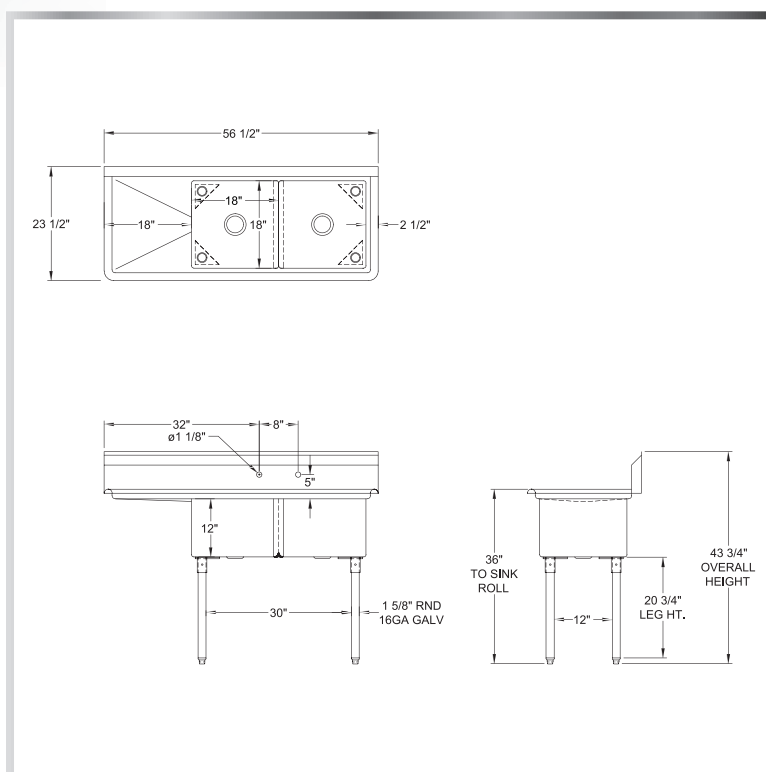
MATERIALS

- 18 Gauge 304 Stainless Steel; Fabricated
- Galvanized Legs and Gussets
- Plastic Bullet Feet

FEATURES

- 10"H Backsplash with 2" Return to Wall
- 8" On-Center Wall-Mounted Faucet Holes
- 3-1/2" Die-Stamped Drain Opening With Drain Baskets Included
 - One Drainboard (Left Side)
 - Adjustable Bullet Feet

Include a Faucet, Waste Drain, and More
With Your Order!
(See Pages 76-82)



MODEL NUMBER	BOWL SIZE L X W X H	LENGTH	WIDTH	DRAINBOARD SIZE
2SG-162012L18	16" x 20" x 12"	52-1/2"	25-1/2"	18"
2SG-181812L18	18" x 18" x 12"	56-1/2"	23-1/2"	18"
2SG-242414L24	24" x 24" x 14"	74-1/2"	29-1/2"	24"

ECONOMY 2-BOWL 1-DRAINBOARD SINK (RIGHT)



SINKS - 2 BOWLS

MATERIALS

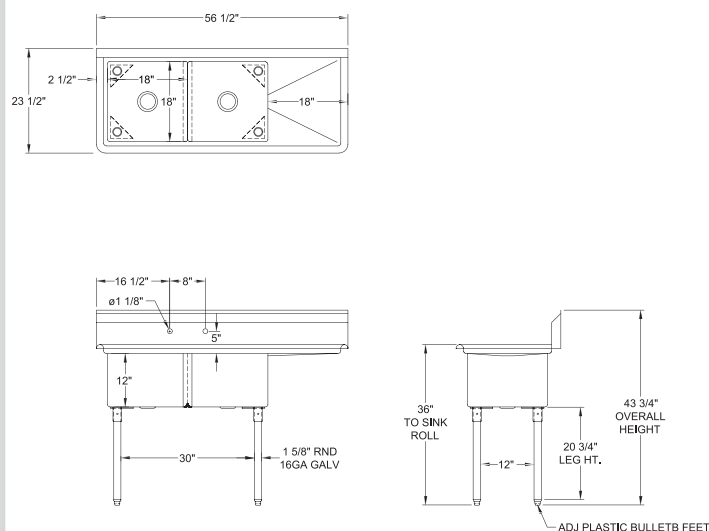
- 18 Gauge 304 Stainless Steel; Fabricated
 - Galvanized Legs and Gussets
 - Plastic Bullet Feet



FEATURES

- 10"H Backsplash with 2" Return to Wall
- 8" On-Center Wall-Mounted Faucet Holes
- 3-1/2" Die-Stamped Drain Opening With Drain Baskets Included
- One Drainboard (Right Side)
- Adjustable Bullet Feet

Include a Faucet, Waste Drain, and More
With Your Order!
(See Pages 76-82)



MODEL NUMBER	BOWL SIZE L X W X H	LENGTH	WIDTH	DRAINBOARD SIZE
2SG-162012R18	16" x 20" x 12"	52-1/2"	25-1/2"	18"
2SG-181812R18	18" x 18" x 12"	56-1/2"	23-1/2"	18"
2SG-242414R24	24" x 24" x 14"	74-1/2"	29-1/2"	24"

(609) 642 - 8389 | SALES@NBREQUIPMENT.COM | WWW.NBREQUIPMENT.COM

NBR EQUIPMENT, 10 ABEEL ROAD, CRANBURY, NJ 08512

ECONOMY 2-BOWL 2-DRAINBOARD SINK



SINKS - 2 BOWLS



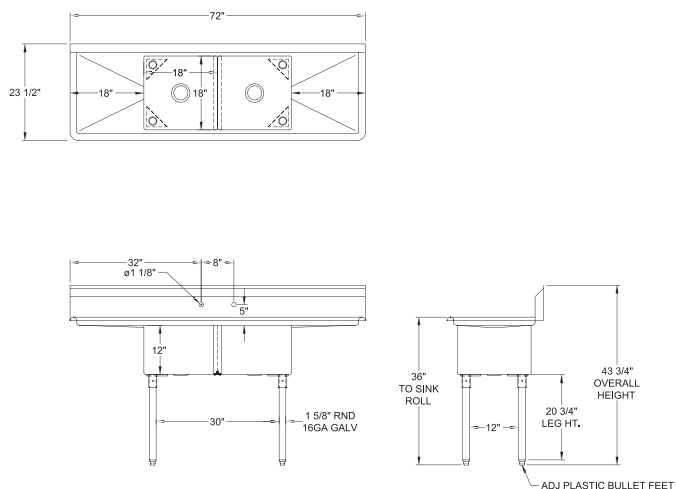
MATERIALS

- 18 Gauge 304 Stainless Steel; Fabricated
 - Galvanized Legs and Gussets
 - Plastic Bullet Feet

FEATURES

- 10"H Backsplash with 2" Return to Wall
- 8" On-Center Wall-Mounted Faucet Holes
- 3-½" Die-Stamped Drain Opening With Drain Baskets Included
- Two Drainboards (1 on Each Side)
- Adjustable Bullet Feet

Include a Faucet, Waste Drain, and More
With Your Order!
(See Pages 76-82)



MODEL NUMBER	BOWL SIZE L X W X H	LENGTH	WIDTH	DRAINBOARD SIZE
2SG-162012LR18	16" x 20" x 12"	68"	25-½"	18"
2SG-181812LR18	18" x 18" x 12"	72"	23-½"	18"
2SG-202012LR18	20" x 20" x 12"	76"	25-½"	18"
2SG-242414LR24	24" x 24" x 14"	96"	29-½"	24"

(609) 642 - 8389 | SALES@NBREQUIPMENT.COM | WWW.NBREQUIPMENT.COM

NBR EQUIPMENT, 10 ABEEL ROAD, CRANBURY, NJ 08512

PREMIUM 3-BOWL SINK

SINKS - 3 BOWLS

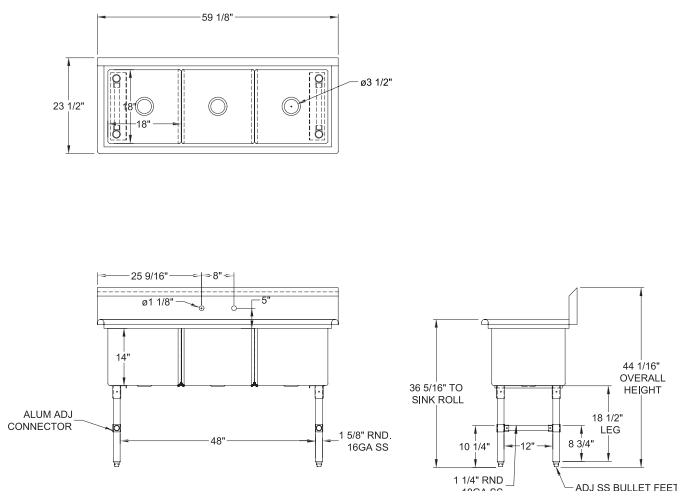


MATERIALS

- 16 Gauge 304 Stainless Steel; Fabricated
- Stainless Steel Legs, Gussets, Cross-Bracing, and Bullet Feet

FEATURES

- 10"H Backsplash with 2" Return to Wall
- 8" On-Center Wall-Mounted Faucet Holes (* Has 2 Sets)
- 3-1/2" Die-Stamped Drain Opening With Drain Baskets Included
- Cross-Bracing for Reinforced Support
 - Adjustable Bullet Feet



Include a Faucet, Waste Drain, and More
With Your Order!
(See Pages 76-82)

MODEL NUMBER	BOWL SIZE L X W X H	LENGTH	WIDTH
3SS-162014	16" x 20" x 14"	53-1/8"	25-1/2"
3SS-181814	18" x 18" x 14"	59-1/8"	23-1/2"
3SS-182414	18" x 24" x 14"	59-1/8"	29-1/2"
3SS-203014	20" x 30" x 14"	65-1/8"	35-1/2"
3SS-242414*	24" x 24" x 14"	77-1/8"	29-1/2"

(609) 642 - 8389 | SALES@NBREQUIPMENT.COM | WWW.NBREQUIPMENT.COM

NBR EQUIPMENT, 10 ABEEL ROAD, CRANBURY, NJ 08512

PREMIUM 3-BOWL 1-DRAINBOARD SINK (LEFT)



SINKS - 3 BOWLS

MATERIALS

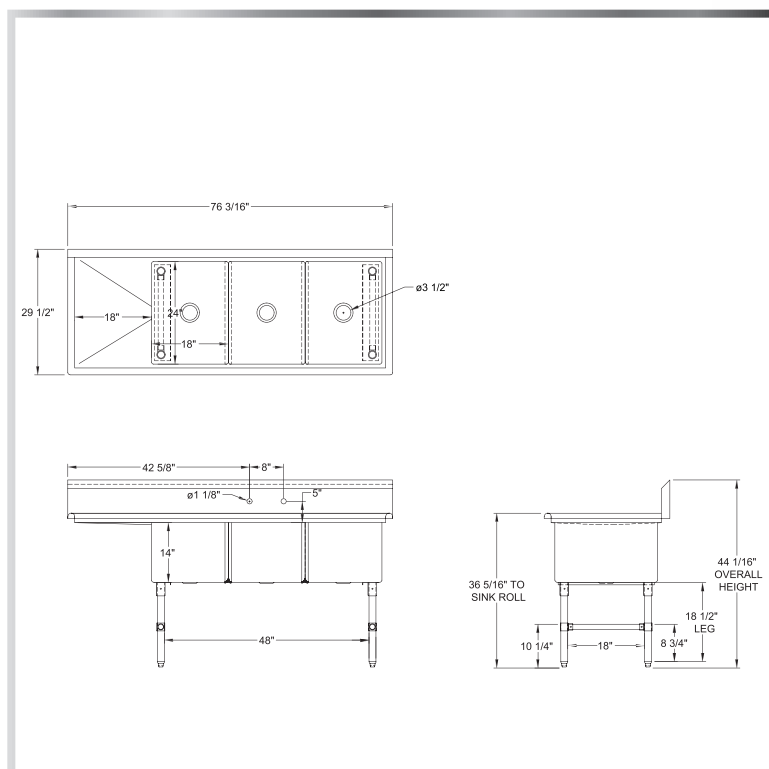
- 16 Gauge 304 Stainless Steel; Fabricated
- Stainless Steel Legs, Gussets, Cross-Bracing, and Bullet Feet



FEATURES

- 10"H Backsplash with 2" Return to Wall
- 8" On-Center Wall-Mounted Faucet Holes (* Has 2 Sets)
- 3-1/2" Die-Stamped Drain Opening With Drain Baskets Included
- One Drainboard (Left Side)
- Cross-Bracing for Reinforced Support
- Adjustable Bullet Feet

Include a Faucet, Waste Drain, and More
With Your Order!
(See Pages 76-82)



MODEL NUMBER	BOWL SIZE L X W X H	LENGTH	WIDTH	DRAINBOARD SIZE
3SS-162014L18	16" x 20" x 14"	70- ³ / ₁₆ "	25- ¹ / ₂ "	18"
3SS-181814L18	18" x 18" x 14"	76- ³ / ₁₆ "	23- ¹ / ₂ "	18"
3SS-182414L18	18" x 24" x 14"	76- ³ / ₁₆ "	29- ¹ / ₂ "	18"
3SS-203014L18	20" x 30" x 14"	82- ³ / ₁₆ "	35- ¹ / ₂ "	18"
3SS-242414L18*	24" x 24" x 14"	94- ³ / ₁₆ "	29- ¹ / ₂ "	18"
3SS-242414L24*	24" x 24" x 14"	100- ³ / ₁₆ "	29- ¹ / ₂ "	24"

(609) 642 - 8389 | SALES@NBREQUIPMENT.COM | WWW.NBREQUIPMENT.COM

NBR EQUIPMENT, 10 ABEEL ROAD, CRANBURY, NJ 08512

PREMIUM 3-BOWL 1-DRAINBOARD SINK (RIGHT)

SINKS - 3 BOWLS



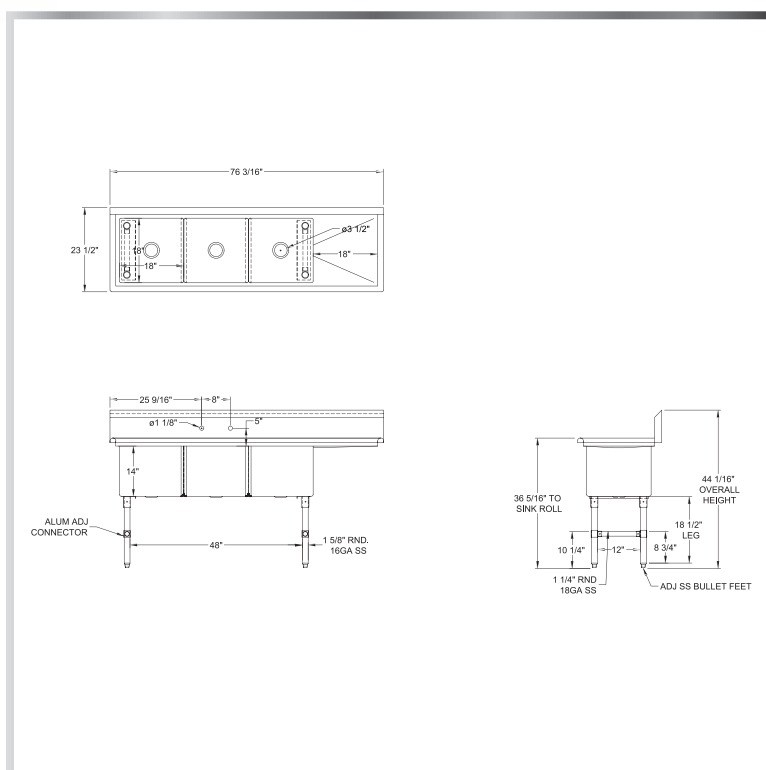
MATERIALS

- 16 Gauge 304 Stainless Steel; Fabricated
- Stainless Steel Legs, Gussets, Cross-Bracing, and Bullet Feet

FEATURES

- 10"H Backsplash with 2" Return to Wall
- 8" On-Center Wall-Mounted Faucet Holes (* Has 2 Sets)
- 3-½" Die-Stamped Drain Opening With Drain Baskets Included
- One Drainboard (Right Side)
- Cross-Bracing for Reinforced Support
- Adjustable Bullet Feet

Include a Faucet, Waste Drain, and More
With Your Order!
(See Pages 76-82)



MODEL NUMBER	BOWL SIZE L X W X H	LENGTH	WIDTH	DRAINBOARD SIZE
3SS-162014R18	16" x 20" x 14"	70- ³ / ₁₆ "	25- ¹ / ₂ "	18"
3SS-181814R18	18" x 18" x 14"	76- ³ / ₁₆ "	23- ¹ / ₂ "	18"
3SS-182414R18	18" x 24" x 14"	76- ³ / ₁₆ "	29- ¹ / ₂ "	18"
3SS-203014R18	20" x 30" x 14"	82- ³ / ₁₆ "	35- ¹ / ₂ "	18"
3SS-242414R18*	24" x 24" x 14"	96- ³ / ₁₆ "	29- ¹ / ₂ "	18"
3SS-242414R24*	24" x 24" x 14"	100- ³ / ₁₆ "	29- ¹ / ₂ "	24"

(609) 642 - 8389 | SALES@NBREQUIPMENT.COM | WWW.NBREQUIPMENT.COM

NBR EQUIPMENT, 10 ABEEL ROAD, CRANBURY, NJ 08512

PREMIUM 3-BOWL 2-DRAINBOARD SINK



SINKS - 3 BOWLS

MATERIALS

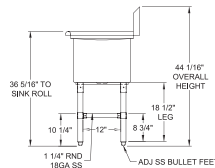
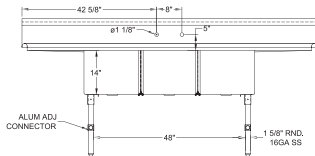
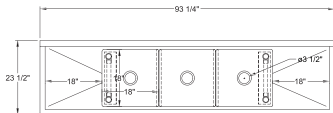
- 16 Gauge 304 Stainless Steel; Fabricated
- Stainless Steel Legs, Gussets, Cross-Bracing, and Bullet Feet



FEATURES

- 10"H Backsplash with 2" Return to Wall
- 8" On-Center Wall-Mounted Faucet Holes (* Has 2 Sets)
- 3-½" Die-Stamped Drain Opening With Drain Baskets Included
- Two Drainboards (1 on Each Side)
- Cross-Bracing for Reinforced Support
- Adjustable Bullet Feet

Include a Faucet, Waste Drain, and More
With Your Order!
(See Pages 76-82)



MODEL NUMBER	BOWL SIZE L X W X H	LENGTH	WIDTH	DRAINBOARD SIZE
3SS-143114LR18	14" x 31" x 14"	81-¼"	36-½"	18"
3SS-162014LR18	16" x 20" x 14"	87-¼"	25-½"	18"
3SS-162014LR24	16" x 20" x 14"	99-¼"	25-½"	24"
3SS-162014LR36	16" x 20" x 14"	123-¼"	25-½"	36"
3SS-181814LR18	18" x 18" x 14"	93-¼"	23-½"	18"
3SS-182414LR18	18" x 24" x 14"	93-¼"	29-½"	18"
3SS-182414LR24	18" x 24" x 14"	105-¼"	29-½"	24"
3SS-203014LR20	20" x 30" x 14"	103-¼"	35-½"	20"
3SS-203014LR24	20" x 30" x 14"	111-¼"	35-½"	24"
3SS-203014LR30	20" x 30" x 14"	123-¼"	35-½"	30"
3SS-242414LR24*	24" x 24" x 14"	123-¼"	29-½"	24"

(609) 642 - 8389 | SALES@NBREQUIPMENT.COM | WWW.NBREQUIPMENT.COM

NBR EQUIPMENT, 10 ABEEL ROAD, CRANBURY, NJ 08512

ECONOMY 3-BOWL SINK

SINKS - 3 BOWLS



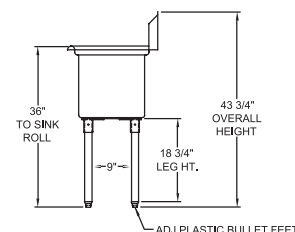
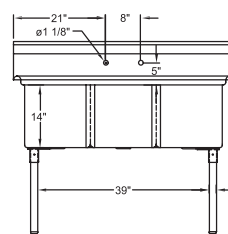
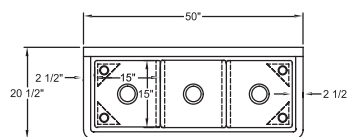
MATERIALS

- 18 Gauge 304 Stainless Steel; Fabricated
- Galvanized Legs and Gussets
- Plastic Bullet Feet

FEATURES

- 10"H Backsplash with 2" Return to Wall
- 8" On-Center Wall-Mounted Faucet Holes (* Has 2 Sets)
- 3-1/2" Die-Stamped Drain Opening With Drain Baskets Included
 - Adjustable Bullet Feet

Include a Faucet, Waste Drain, and More
With Your Order!
(See Pages 76-82)



MODEL NUMBER	BOWL SIZE L X W X H	LENGTH	WIDTH
3SG-101410	10" x 14" x 10"	35"	19-1/2"
3SG-151514	15" x 15" x 14"	50"	20-1/2"
3SG-162012	16" x 20" x 12"	53"	25-1/2"
3SG-181812	18" x 18" x 12"	59"	23-1/2"
3SG-242414*	24" x 24" x 14"	77"	29-1/2"

(609) 642 - 8389 | SALES@NBREQUIPMENT.COM | WWW.NBREQUIPMENT.COM

NBR EQUIPMENT, 10 ABEEL ROAD, CRANBURY, NJ 08512

ECONOMY 3-BOWL 1-DRAINBOARD SINK (LEFT)

SINKS - 3 BOWLS



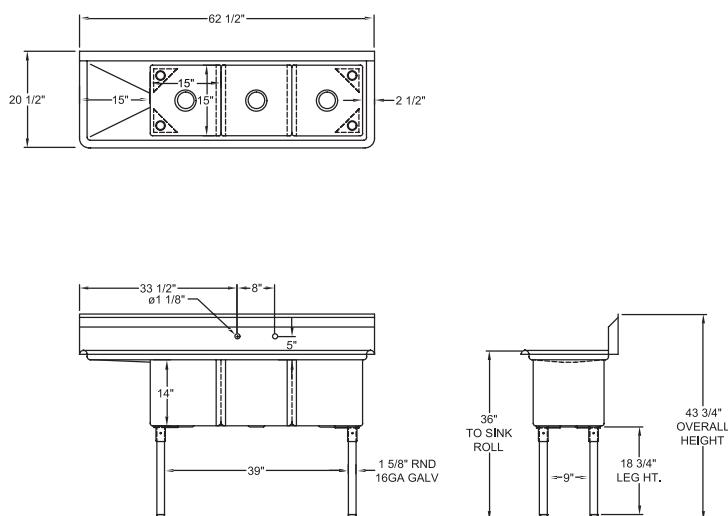
MATERIALS

- 18 Gauge 304 Stainless Steel; Fabricated
- Galvanized Legs and Gussets
- Plastic Bullet Feet

FEATURES

- 10"H Backsplash with 2" Return to Wall
- 8" On-Center Wall-Mounted Faucet Holes (* Has 2 Sets)
- 3-1/2" Die-Stamped Drain Opening With Drain Baskets Included
 - One Drainboard (Left Side)
 - Adjustable Bullet Feet

Include a Faucet, Waste Drain, and More
With Your Order!
(See Pages 76-82)



MODEL NUMBER	BOWL SIZE L X W X H	LENGTH	WIDTH	DRAINBOARD SIZE
3SG-101410L15	10" x 14" x 10"	47-1/2"	19-1/2"	15"
3SG-151514L15	15" x 15" x 14"	62-1/2"	20-1/2"	15"
3SG-162012L18	16" x 20" x 12"	68-1/2"	25-1/2"	18"
3SG-181812L18	18" x 18" x 12"	74-1/2"	23-1/2"	18"
3SG-182414L24	18" x 24" x 14"	80-1/2"	29-1/2"	24"
3SG-242414L24*	24" x 24" x 14"	98-1/2"	29-1/2"	24"

(609) 642 - 8389 | SALES@NBREQUIPMENT.COM | WWW.NBREQUIPMENT.COM

NBR EQUIPMENT, 10 ABEEL ROAD, CRANBURY, NJ 08512

ECONOMY 3-BOWL 1-DRAINBOARD SINK (RIGHT)



SINKS - 3 BOWLS

MATERIALS

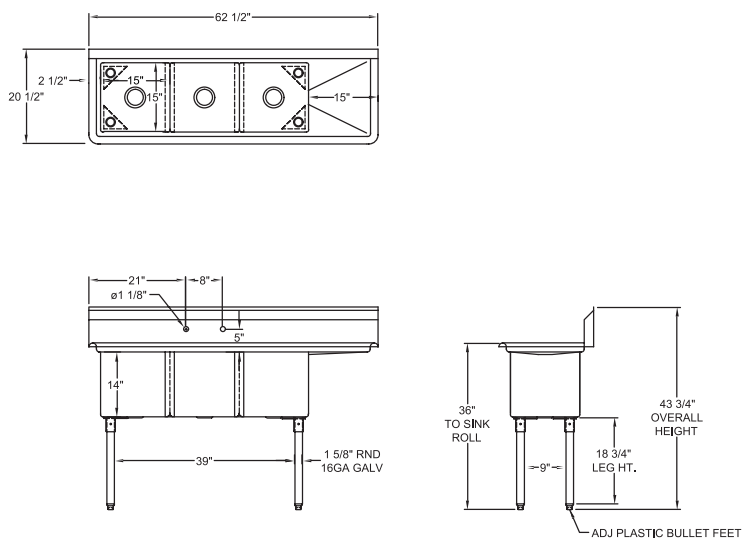
- 18 Gauge 304 Stainless Steel; Fabricated
 - Galvanized Legs and Gussets
 - Plastic Bullet Feet



FEATURES

- 10"H Backsplash with 2" Return to Wall
- 8" On-Center Wall-Mounted Faucet Holes (* Has 2 Sets)
- 3-1/2" Die-Stamped Drain Opening With Drain Baskets Included
- One Drainboard (Right Side)
- Adjustable Bullet Feet

Include a Faucet, Waste Drain, and More
With Your Order!
(See Pages 76-82)



MODEL NUMBER	BOWL SIZE L X W X H	LENGTH	WIDTH	DRAINBOARD SIZE
3SG-101410R15	10" x 14" x 10"	47-1/2"	19-1/2"	15"
3SG-151514R15	15" x 15" x 14"	62-1/2"	20-1/2"	15"
3SG-151514R24	15" x 15" x 14"	71-1/2"	20-1/2"	24"
3SG-162012R18	16" x 20" x 12"	68-1/2"	25-1/2"	18"
3SG-181812R18	18" x 18" x 12"	74-1/2"	23-1/2"	18"
3SG-182414R24	18" x 24" x 14"	80-1/2"	29-1/2"	24"
3SG-242414R24*	24" x 24" x 14"	98-1/2"	29-1/2"	24"

(609) 642 - 8389 | SALES@NBREQUIPMENT.COM | WWW.NBREQUIPMENT.COM

NBR EQUIPMENT, 10 ABEEL ROAD, CRANBURY, NJ 08512

ECONOMY 3-BOWL 2-DRAINBOARD SINK



SINKS - 3 BOWLS

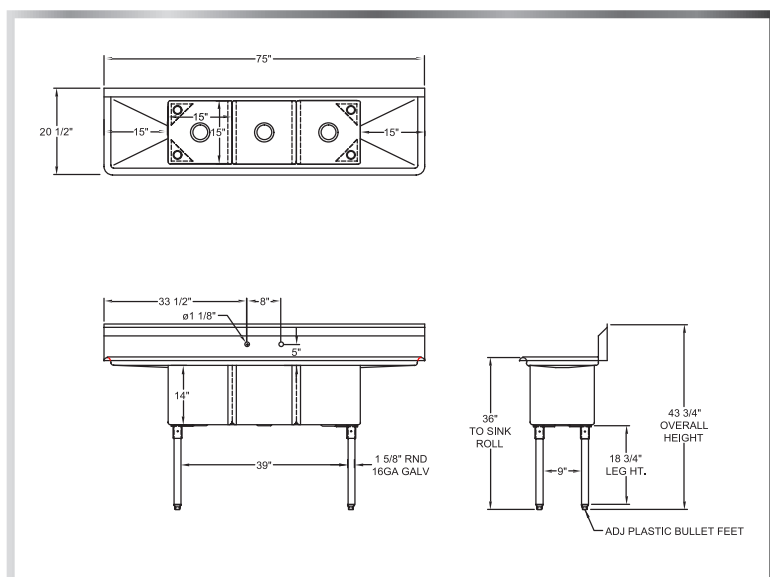
MATERIALS

- 18 Gauge 304 Stainless Steel; Fabricated
 - Galvanized Legs and Gussets
 - Plastic Bullet Feet



FEATURES

- 10"H Backsplash with 2" Return to Wall
- 8" On-Center Wall-Mounted Faucet Holes (* Has 2 Sets)
- 3-1/2" Die-Stamped Drain Opening With Drain Baskets Included
- Two Drainboards (1 on Each Side)
- Adjustable Bullet Feet



MODEL NUMBER	BOWL SIZE L X W X H	LENGTH	WIDTH	DRAINBOARD SIZE
3SG-101410LR15	10" x 14" x 10"	60"	19-1/2"	15"
3SG-122012LR12	12" x 20" x 12"	60"	25-1/2"	12"
3SG-141612LR12	14" x 16" x 12"	66"	21-1/2"	12"
3SG-151514LR15	15" x 15" x 14"	75"	20-1/2"	15"
3SG-162012LR18	16" x 20" x 12"	84"	25-1/2"	18"
3SG-162014LR18	16" x 20" x 14"	84"	25-1/2"	18"
3SG-181812LR18	18" x 18" x 12"	90"	23-1/2"	18"
3SG-181814LR18	18" x 18" x 14"	90"	23-1/2"	18"
3SG-181814LR24	18" x 18" x 14"	102"	23-1/2"	24"
3SG-182414LR18	18" x 24" x 14"	90"	29-1/2"	18"
3SG-182414LR24	18" x 24" x 14"	102"	29-1/2"	24"
3SG-202012LR18	20" x 20" x 12"	96"	25-1/2"	18"
3SG-202014LR24	20" x 20" x 14"	108"	25-1/2"	24"
3SG-203012LR20	20" x 30" x 12"	100"	35-1/2"	20"
3SG-203014LR24	20" x 30" x 14"	108"	35-1/2"	24"
3SG-242414LR24*	24" x 24" x 14"	120"	29-1/2"	24"

(609) 642 - 8389 | SALES@NBREQUIPMENT.COM | WWW.NBREQUIPMENT.COM

NBR EQUIPMENT, 10 ABEEL ROAD, CRANBURY, NJ 08512

PREMIUM 4-BOWL 2-DRAINBOARD SINK

SINKS - 4 BOWLS

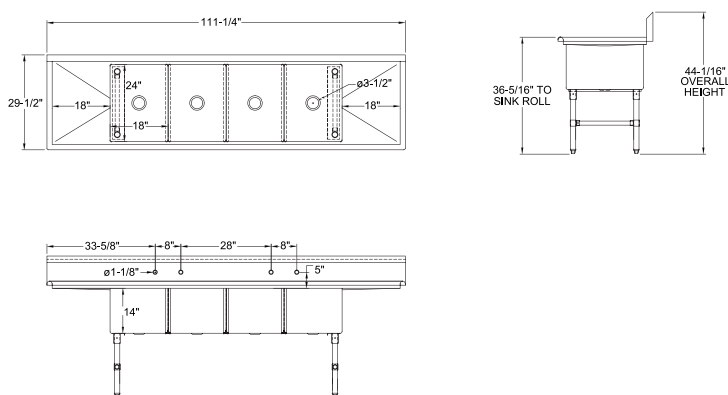


MATERIALS

- 16 Gauge 304 Stainless Steel; Fabricated
- Stainless Steel Legs, Gussets, Cross-Bracing, and Bullet Feet

FEATURES

- 10"H Backsplash with 2" Return to Wall
- Two Sets of 8" On-Center Wall-Mounted Faucet Holes
- 3-1/2" Die-Stamped Drain Opening With Drain Baskets Included
 - Two Drainboards (1 on Each Side)
 - Cross-Bracing for Reinforced Support
 - Adjustable Bullet Feet



Include a Faucet, Waste Drain, and More
With Your Order!
(See Pages 76-82)

MODEL NUMBER	BOWL SIZE L X W X H	LENGTH	WIDTH	DRAINBOARD SIZE
4SS-182414LR18*	18" x 24" x 14"	111-1/4"	29-1/2"	18"

(609) 642 - 8389 | SALES@NBREQUIPMENT.COM | WWW.NBREQUIPMENT.COM

NBR EQUIPMENT, 10 ABEEL ROAD, CRANBURY, NJ 08512

ECONOMY 4-BOWL 2-DRAINBOARD SINK



SINKS - 4 BOWLS

MATERIALS

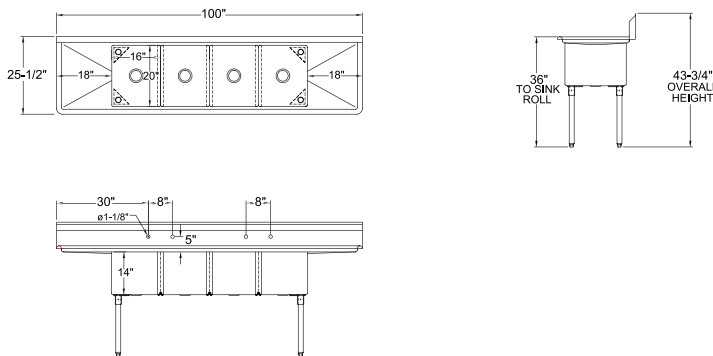
- 18 Gauge 304 Stainless Steel; Fabricated
 - Galvanized Legs and Gussets
 - Plastic Bullet Feet



FEATURES

- 10"H Backsplash with 2" Return to Wall
- 8" On-Center Wall-Mounted Faucet Holes (* Has 2 Sets)
- 3-1/2" Die-Stamped Drain Opening With Drain Baskets Included
- Two Drainboards (1 on Each Side)
- Adjustable Bullet Feet

Include a Faucet, Waste Drain, and More
With Your Order!
(See Pages 76-82)



MODEL NUMBER	BOWL SIZE L X W X H	LENGTH	WIDTH	DRAINBOARD SIZE
4SG-162014LR18*	16" x 20" x 14"	100"	25-1/2"	18"

ECONOMY 3-BOWL 2-DRAINBOARD CORNER SINK

SINKS - CORNER



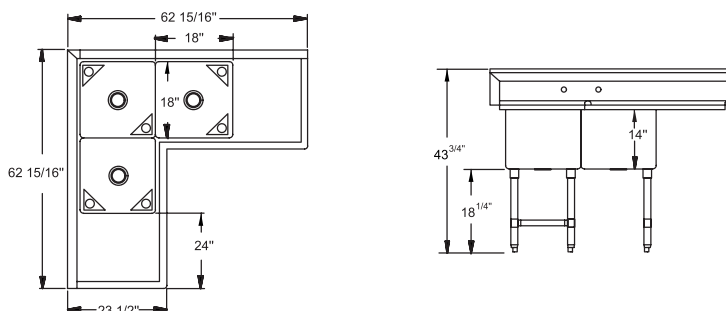
MATERIALS

- 18 Gauge 304 Stainless Steel; Fabricated
- Galvanized Legs and Gussets
- Plastic Bullet Feet

FEATURES

- 9"H Backsplash with 2" Return to Wall
- Two Sets of 8" On-Center Wall-Mounted Faucet Holes
- 3-1/2" Die-Stamped Drain Opening With Drain Baskets Included
 - Two Drainboards (1 on Each Side)
 - Coved Corners at 3/4" Radius
 - Adjustable Bullet Feet

Include a Faucet, Waste Drain, and More
With Your Order!
(See Pages 76-82)



MODEL NUMBER	BOWL SIZE L X W X H	LENGTH	WIDTH	DRAINBOARD SIZE
3CSG-181814LR18	18" x 18" x 14"	56- ¹⁵ / ₁₆ "	23- ¹ / ₂ "	18"
3CSG-181814LR24	18" x 18" x 14"	62- ¹⁵ / ₁₆ "	23- ¹ / ₂ "	24"
3CSG-242414LR24	24" x 24" x 14"	74- ¹⁵ / ₁₆ "	29- ¹ / ₂ "	24"

(609) 642 - 8389 | SALES@NBREQUIPMENT.COM | WWW.NBREQUIPMENT.COM

NBR EQUIPMENT, 10 ABEEL ROAD, CRANBURY, NJ 08512

SPACE SAVING HAND SINK

SINKS - HAND



MATERIALS

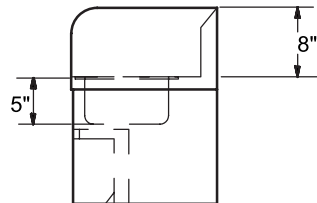
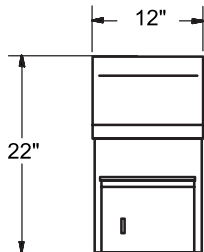
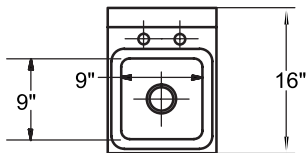
- 18 Gauge 304 Stainless Steel; Fabricated



FEATURES

- 4" On-Center Deck-Mounted Faucet Holes
- 8" Side and Backsplashes
- Includes Towel Dispenser and Drain Basket (STN-2)

Include a New 4" OC Faucet With Your Order!
(See Page 78)



MODEL NUMBER

HS1-D2-S

HAND SINK SIZE

9" x 9" x 5"

DECK-MOUNT HAND SINK

SINKS - HAND



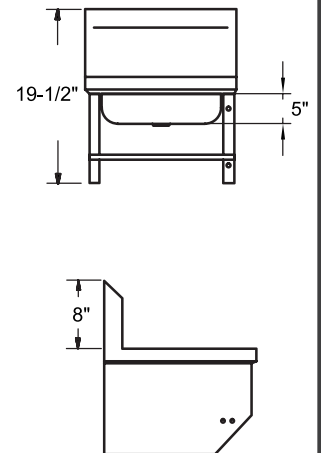
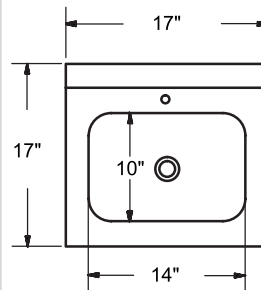
MATERIALS

- 18 Gauge 304 Stainless Steel; Fabricated

FEATURES

- Deck-Mounted Faucet Hole
 - 8" Backsplash
- Knee Valve Bracket For Hands-Free Operation
 - Stainless Side Skirts
- Drain Basket Included (STN-2)
- * Has Side And Backsplashes

Include a Faucet With Your Order!
(See Pages 77-80)



HS2-D1-KB Shown

MODEL NUMBER

HS2-D1-KB

HS2-D1-LR-KB*

HAND SINK SIZE

14" x 10" x 5"

14" x 10" x 5"

DECK-MOUNT HAND SINK

SINKS - HAND



MATERIALS

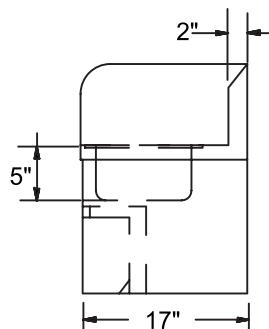
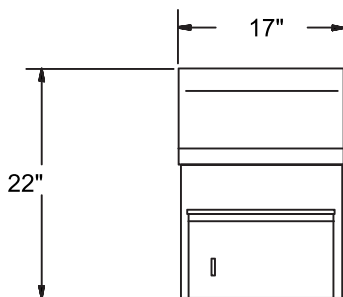
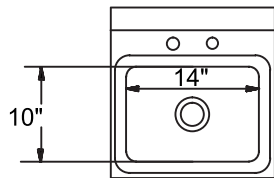
- 18 Gauge 304 Stainless Steel; Fabricated



FEATURES

- 4" On-Center Deck-Mounted Faucet Holes
- Side and Backsplashes
- Includes Towel Dispenser and Drain Basket (STN-2)

Include a New 4" OC Faucet With Your Order!
(See Page 78)



MODEL NUMBER

HS2-D2-S

HAND SINK SIZE

14" x 10" x 5"

WALL-MOUNT HAND SINK

SINKS - HAND



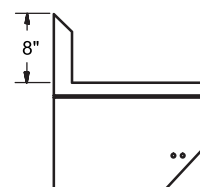
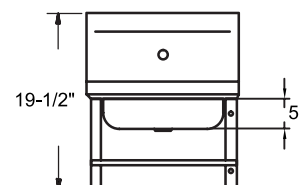
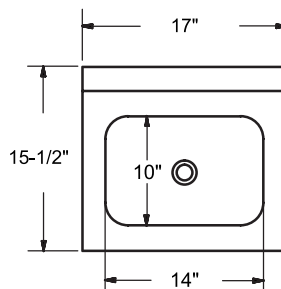
MATERIALS

- 18 Gauge 304 Stainless Steel; Fabricated

FEATURES

- Wall-Mounted Hole For Faucet
 - 8" Backsplash
 - Knee Valve Bracket For Hands-Free Operation
 - Includes Drain (STN-2)
- * Has Side And Backsplashes

Include a Faucet With Your Order!
(See Pages 77-80)



HS2-W1-KB Shown

MODEL NUMBER

HS2-W1-KB

HS2-W1-LR-KB*

HAND SINK SIZE

14" x 10" x 5"

14" x 10" x 5"

WALL-MOUNT HAND SINK

SINKS - HAND



MATERIALS

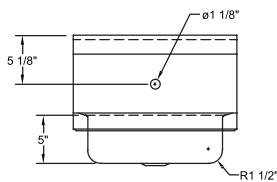
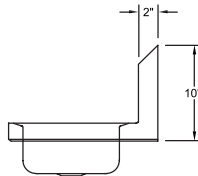
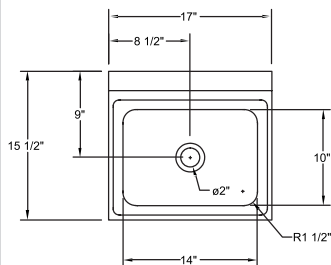
- 18 Gauge 304 Stainless Steel; Fabricated



FEATURES

- Wall-Mounted Hole For Faucet
- 8" Backsplash
- Includes Drain (STN-2) and Mounting Kit

Include a Faucet With Your Order!
(See Pages 77-80)



MODEL NUMBER

HS2-W1

HAND SINK SIZE

14" x 10" x 5"

WALL-MOUNT HAND SINK

SINKS - HAND



HS2-W2-LR Pictured

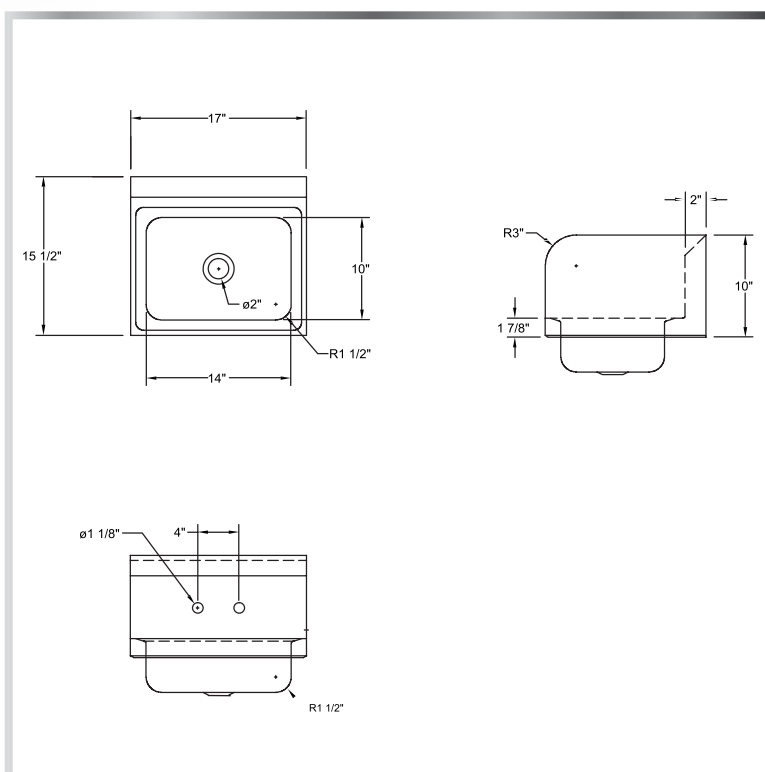
MATERIALS

- 18 Gauge 304 Stainless Steel; Fabricated

FEATURES

- 4" On-Center Wall-Mounted Holes For Faucet
 - 8" Backsplash
 - Includes Drain (STN-2) and Mounting Kit
 - * Has Side And Backsplashes

Include a New 4" OC Faucet With Your Order!
(See Page 78)



MODEL NUMBER

HS2-W2-LR*

HS2-W2

HAND SINK SIZE

14" x 10" x 5"

14" x 10" x 5"

(609) 642 - 8389 | SALES@NBREQUIPMENT.COM | WWW.NBREQUIPMENT.COM

NBR EQUIPMENT, 10 ABEEL ROAD, CRANBURY, NJ 08512

WALL-MOUNT SPACE SAVER HAND SINK



SINKS - HAND

MATERIALS

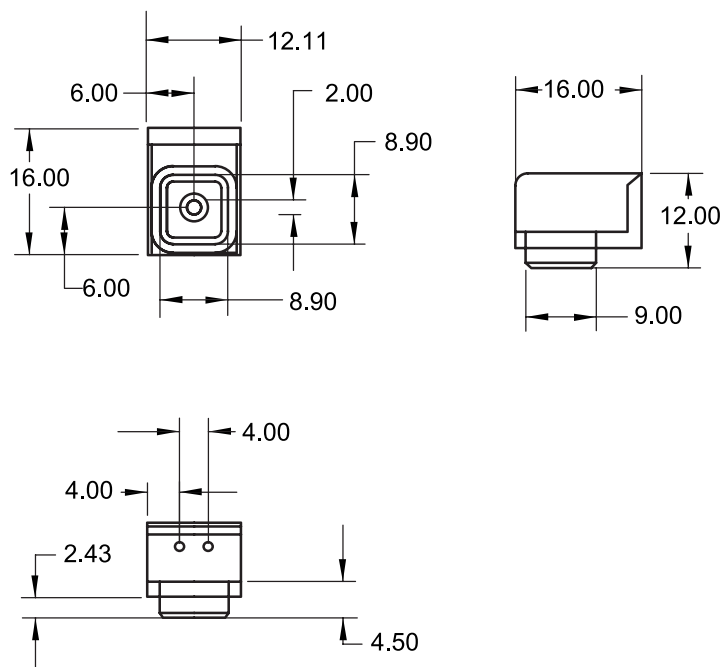
- 18 Gauge 304 Stainless Steel; Fabricated



FEATURES

- Marine Edges
- 4" On-Center Wall-Mounted Faucet Holes
- 7-1/2" Splashes On Sides and Rear
- Includes Drain Basket (STN-2) and Mounting Kit

Include a New 4" OC Faucet With Your
Order!
(See Page 78)



MODEL NUMBER

HS1-W2-LR

HAND SINK SIZE

9" x 9" x 5"

WALL-MOUNT SPACE SAVER HAND SINK WITH DISPENSERS

SINKS - HAND



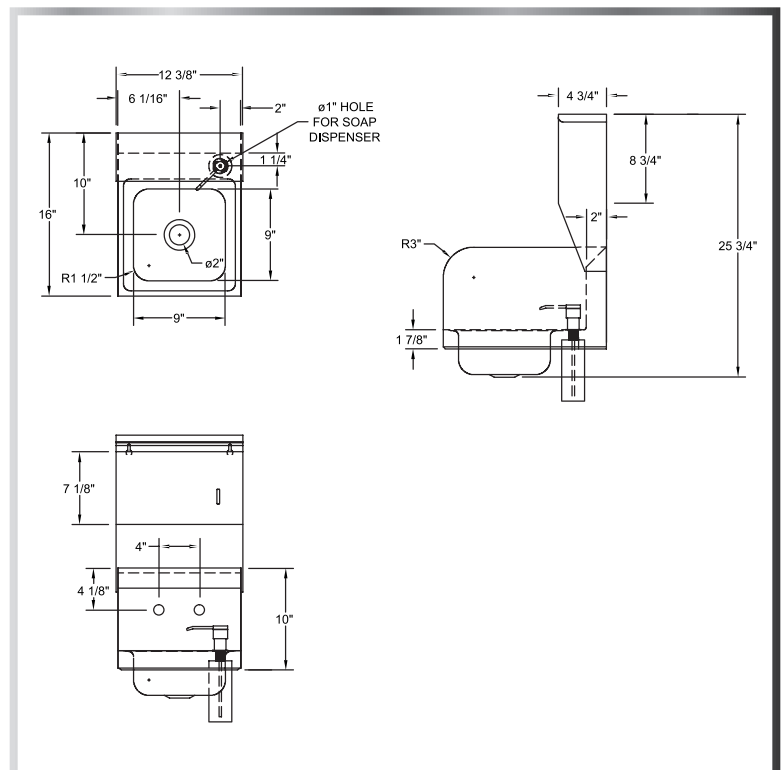
MATERIALS

- 18 Gauge 304 Stainless Steel; Fabricated

FEATURES

- Marine Edges
- 4" On-Center Wall-Mounted Faucet Holes
 - Side and Backsplashes
- Includes Towel Dispenser, Soap Dispenser, Mounting Kit and Drain Basket (STN-2)

Include a New 4" OC Faucet With Your Order!
(See Page 78)



MODEL NUMBER

HS1-W2-LR-TD

HAND SINK SIZE

9" x 9" x 5"

(609) 642 - 8389 | SALES@NBREQUIPMENT.COM | WWW.NBREQUIPMENT.COM

NBR EQUIPMENT, 10 ABEEL ROAD, CRANBURY, NJ 08512

WALL-MOUNT HAND SINK

SINKS - HAND



MATERIALS

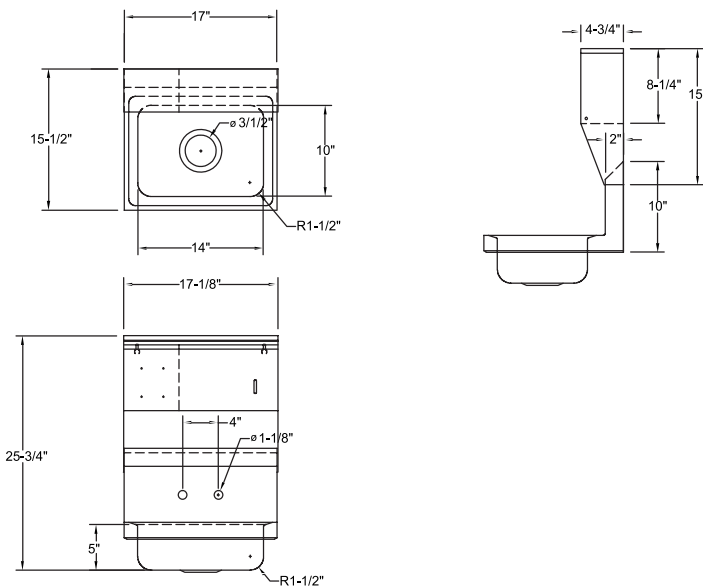
- 18 Gauge 304 Stainless Steel; Fabricated



FEATURES

- 4" On-Center Wall-Mounted Faucet Holes
- 3-1/2" Drain Opening
- Includes Towel Dispenser, Soap Dispenser and Drain Basket (STN-3)

Include a New 4" OC Faucet With Your Order!
(See Page 78)



MODEL NUMBER

HS2-W2-4-TD

HAND SINK SIZE

14" x 10" x 5"

WALL-MOUNT PEDESTAL HAND SINK

SINKS - HAND

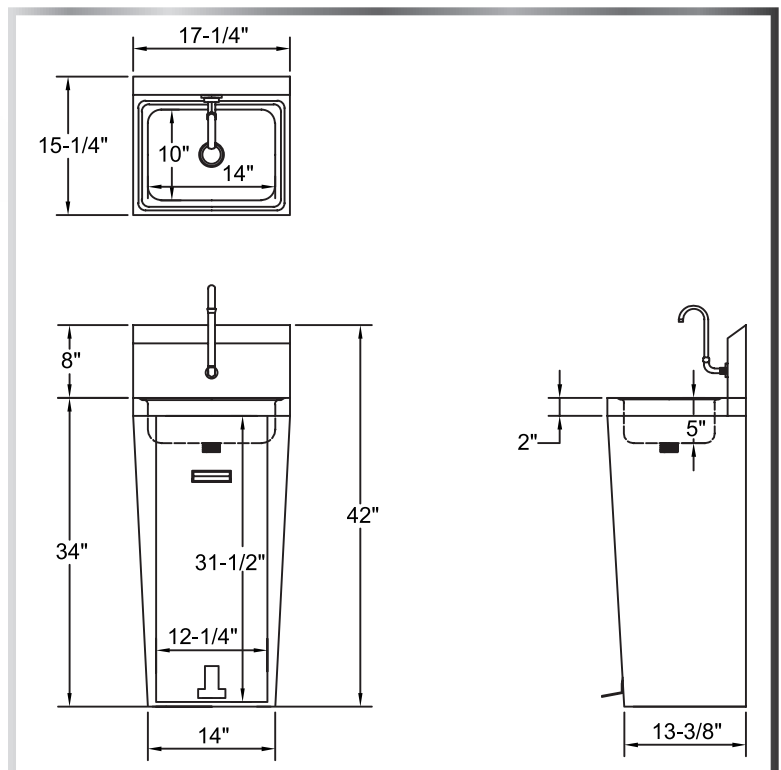


MATERIALS

- 18 Gauge 304 Stainless Steel; Fabricated

FEATURES

- **Wall-Mounted Gooseneck Faucet Now Included!**
- Stand With Pedestal Foot Valve For Hands-Free Operation
- Single Pedal Valves With 3/8" NPT Female Inlets
 - Includes Drain Basket (STN-2)



MODEL NUMBER

HS2-W1-PD

HAND SINK SIZE

14" x 10" x 5"

MOBILE HAND SINK

SINKS - MOBILE



MATERIALS

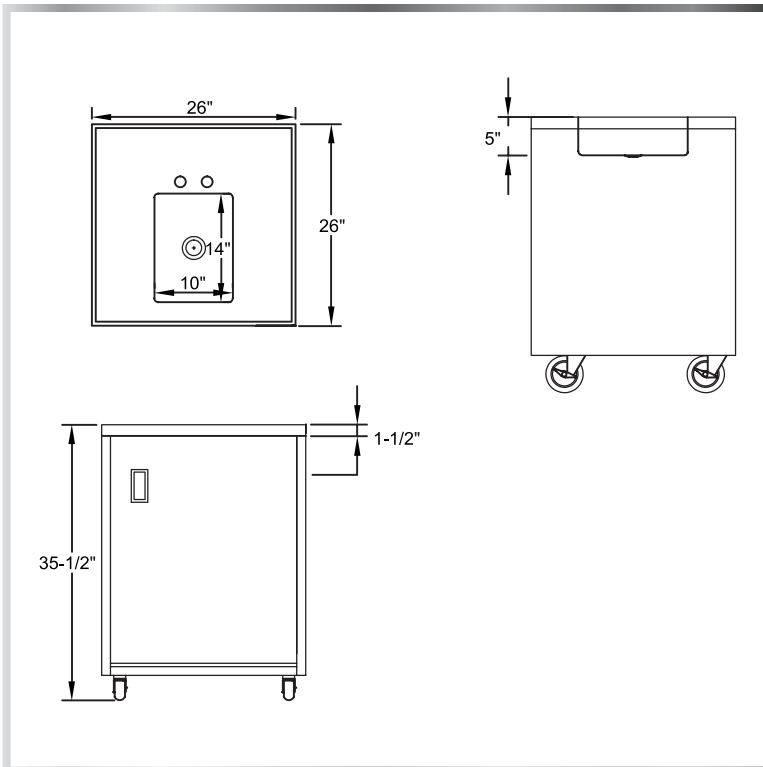
- 16 Gauge 304 Stainless Steel Top
- 18 Gauge 304 Stainless Steel Body
- Stainless Steel Drain and Strainer
 - One Removable 5 Gallon Plastic Container for Fresh Water
 - One Removable 7 Gallon Plastic Container for Waste Water



****Add a Towel and Soap Dispenser Unit (TDU-26) and Hands-Free Faucet (F-HF)...See Below****

FEATURES

- Hinged Door With Latch
- 4" Plated Casters (2 with Brakes)




MODEL NUMBER	SIZE L X W X H	BOWL SIZE L X W X H
MHS-26	26" x 26" x 35-1/2"	10" x 14" x 5"

F-HF

Fully Assembled

TDU-26



(609) 642 - 8389 | SALES@NBREQUIPMENT.COM | WWW.NBREQUIPMENT.COM

NBR EQUIPMENT, 10 ABEEL ROAD, CRANBURY, NJ 08512

MULTIPURPOSE HAND & UTILITY SINK

SINKS - MULTIPURPOSE

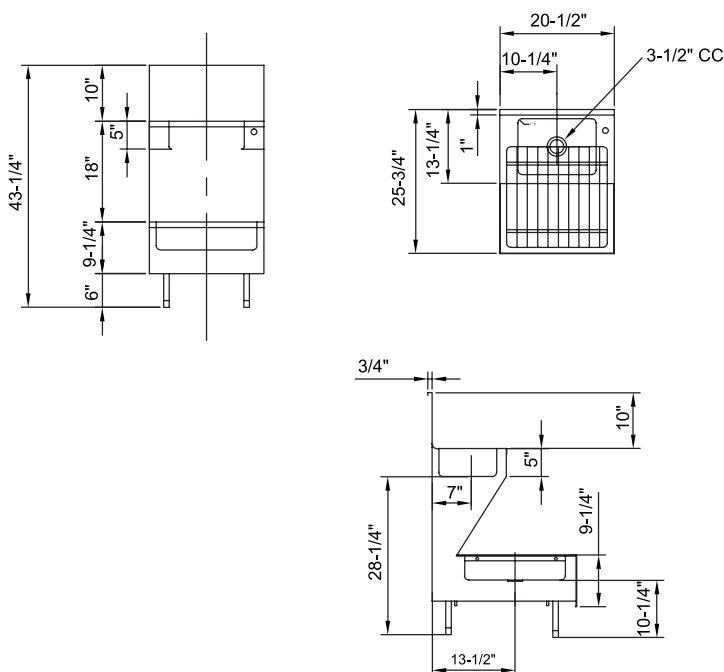


MATERIALS

- 14 Gauge 304 Stainless Steel Deck; Fabricated
- 18 Gauge 304 Stainless Steel Base; Fabricated
- Stainless Steel Legs and Grating

FEATURES

- 10" Backsplash
- Two 3-1/2" Drain Openings With Drain Baskets Included
 - 5" Deep Hand Sink
 - One Deck-Mounted Faucet Hole
- One Front-Mounted Pot Filler Faucet Hole
- 5" Deep Utility Sink With Marine Edges
 - Adjustable Bullet Feet



MODEL NUMBER	HAND SINK SIZE	UTILITY SINK SIZE	WIDTH	HEIGHT
HUSC-2025	14" x 10" x 5"	18" x 18" x 5"	20-1/2"	43-1/4"

(609) 642 - 8389 | SALES@NBREQUIPMENT.COM | WWW.NBREQUIPMENT.COM

NBR EQUIPMENT, 10 ABEEL ROAD, CRANBURY, NJ 08512

1-BOWL DROP-IN SINK

SINK BOWLS - DROP-IN



MATERIALS

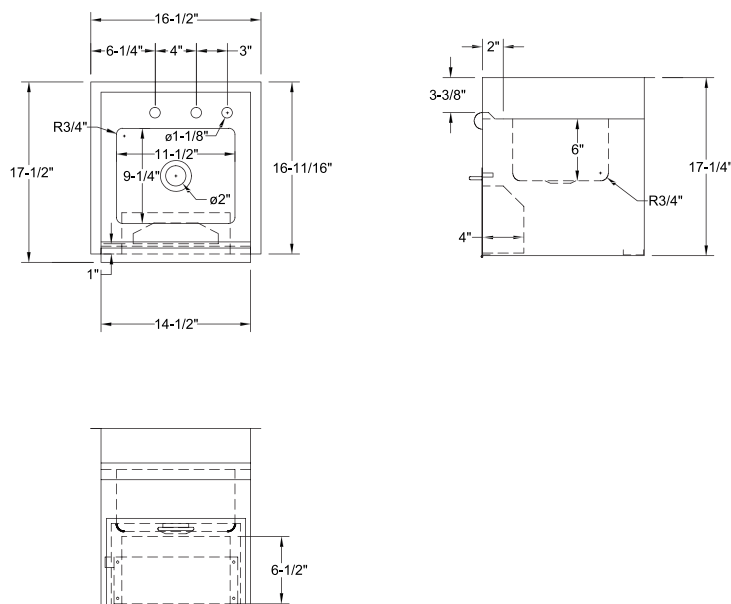
- 18 Gauge 304 Stainless Steel; Fabricated



FEATURES

- 4" On-Center Deck-Mounted Faucet Holes
- 2" Drain Opening With Drain Basket Included
- Side and Backsplashes
- Includes Towel Dispenser (* Also Includes Soap Dispenser)

Include a New 4" OC Faucet With Your Order!
(See Page 78)



DI-1-091106STD Shown

MODEL NUMBER	BOWL SIZE L X W X H	LENGTH	WIDTH
DI-1-091106STD*	9-1/4" x 11-1/2" x 6"	16-1/2"	17-1/2"
DI-1-091106TD	9-1/4" x 11-1/2" x 6"	16-1/2"	17-1/2"

1-BOWL DROP-IN SINK

SINK BOWLS - DROP-IN



DI-1-101405LR Pictured

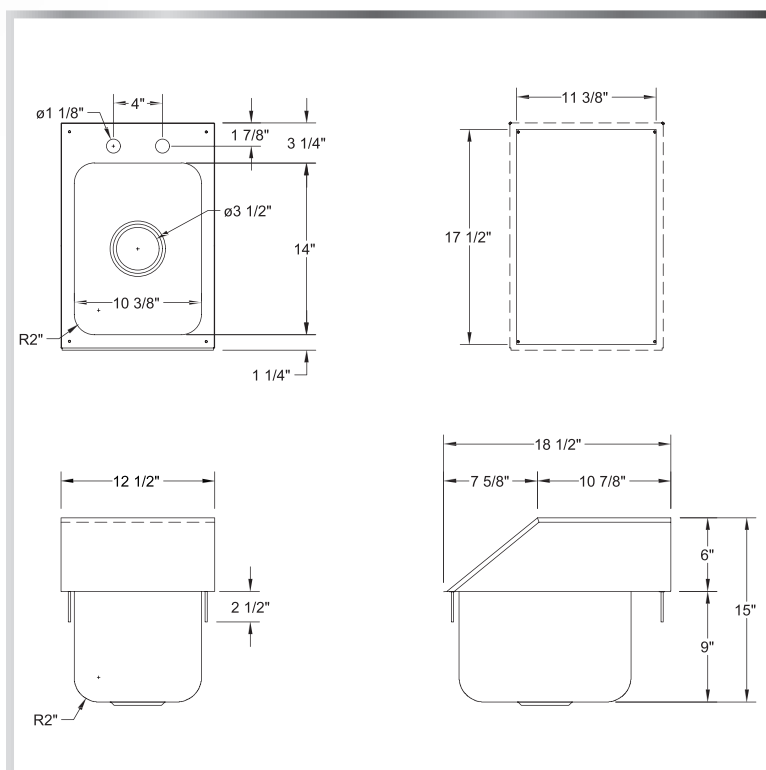
MATERIALS

- Stainless Steel; Fabricated

FEATURES

- 4" On-Center Deck-Mounted Faucet Holes
 - 3-1/2" Drain Opening With Drain Basket Included
 - Safety Hem Along Sink Edges
 - * Has Side and Backsplashes

Include a New 4" OC Faucet With Your Order!
(See Page 78)



MODEL NUMBER	BOWL SIZE L X W X H	LENGTH	WIDTH
DI-1-101405LR*	10" x 14" x 5"	12-5/8"	18-1/2"
DI-1-101410LR*	10" x 14" x 10"	12-1/2"	18-1/2"
DI-1-101410	10" x 14" x 10"	12-1/8"	18-1/2"
DI-1-201608	20" x 16" x 8"	23-5/8"	21-5/8"
DI-1-201612	20" x 16" x 12"	23-5/8"	21-5/8"
DI-1-282012	28" x 20" x 12"	31-5/8"	25-5/8"

(609) 642 - 8389 | SALES@NBREQUIPMENT.COM | WWW.NBREQUIPMENT.COM

NBR EQUIPMENT, 10 ABEEL ROAD, CRANBURY, NJ 08512


2-BOWL DROP-IN SINK

SINK BOWLS - DROP-IN



MATERIALS

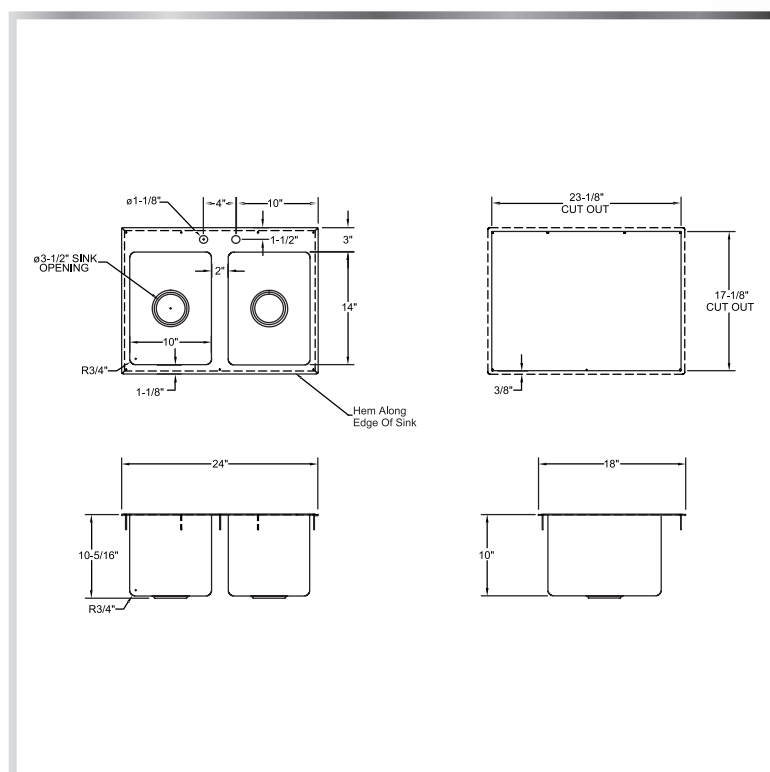
- Stainless Steel; Fabricated



FEATURES


- 4" On-Center Deck-Mounted Faucet Holes
- 3-1/2" Drain Opening With Drain Basket Included
- Safety Hem Along Sink Edges

Include a New 4" OC Faucet With Your Order!
(See Page 78)



MODEL NUMBER	BOWL SIZE L X W X H	LENGTH	WIDTH
DI-2-101410	10" x 14" x 10"	24"	18"
DI-2-141612	14" x 16" x 12"	33"	22"
DI-2-201612	20" x 16" x 12"	45"	22"

SINK BOWLS - DROP-IN



- Stainless Steel; Fabricated

- 4" On-Center Deck-Mounted Faucet Holes
 - 3-½" Drain Opening With Drain Basket Included
 - Safety Hem Along Sink Edges

[illegible]

MODEL NUMBER	BOWL SIZE L X W X H	LENGTH	WIDTH
DI-3-101410	10" x 14" x 10"	35-7/8"	18"
DI-3-162012	16" x 20" x 12"	54"	24"

PREMIUM SINK BOWL

SINK BOWLS - WELDED



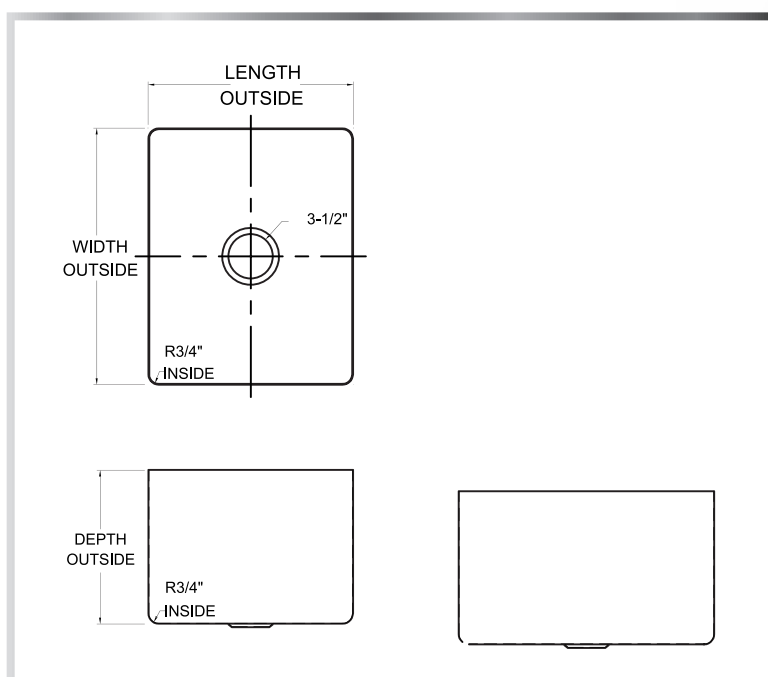
MATERIALS

- 14 Gauge 304 Stainless Steel; Fabricated



FEATURES

- 3-1/2" Drain Opening



MODEL NUMBER	HAND SINK SIZE
SB-141008-14	14" x 10" x 8"
SB-161812-14	16"x 18" x 12"
SB-162014-14	16" x 20" x 14"
SB-182414-14	18" x 24" x 14"
SB-202008-14	20" x 20" x 8"
SB-202010-14	20" x 20" x 10"
SB-202012-14	20" x 20" x 12"
SB-202014-14	20" x 20" x 14"
SB-242414-14	24" x 24" x 14"

(609) 642 - 8389 | SALES@NBREQUIPMENT.COM | WWW.NBREQUIPMENT.COM

NBR EQUIPMENT, 10 ABEEL ROAD, CRANBURY, NJ 08512

ECONOMY SINK BOWL

SINK BOWLS - WELDED

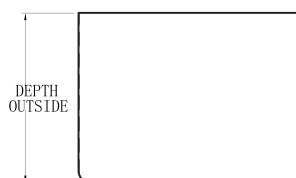
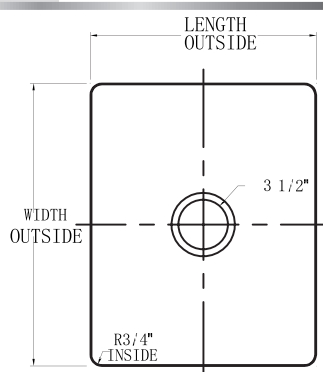


MATERIALS

- 16 Gauge 304 Stainless Steel; Fabricated

FEATURES

- 3-1/2" Drain Opening



MODEL NUMBER	HAND SINK SIZE
SB-111511-16	11" x 15" x 11"
SB-161610-16	16" x 16" x 10"
SB-161812-16	16" x 18" x 12"
SB-161814-16	16" x 18" x 14"
SB-162012-16	16" x 20" x 12"
SB-181812-16	18" x 18" x 12"
SB-182412-16	18" x 24" x 12"
SB-182414-16	18" x 24" x 14"
SB-202008-16	20" x 20" x 8"
SB-202012-16	20" x 20" x 12"
SB-202812-16	20" x 28" x 12"
SB-242412-16	24" x 24" x 12"
SB-242414-16	24" x 24" x 14"

(609) 642 - 8389 | SALES@NBREQUIPMENT.COM | WWW.NBREQUIPMENT.COM

NBR EQUIPMENT, 10 ABEEL ROAD, CRANBURY, NJ 08512

BUDGET 1-BOWL SINK

NON-NSF SINKS - 1 BOWL

MATERIALS

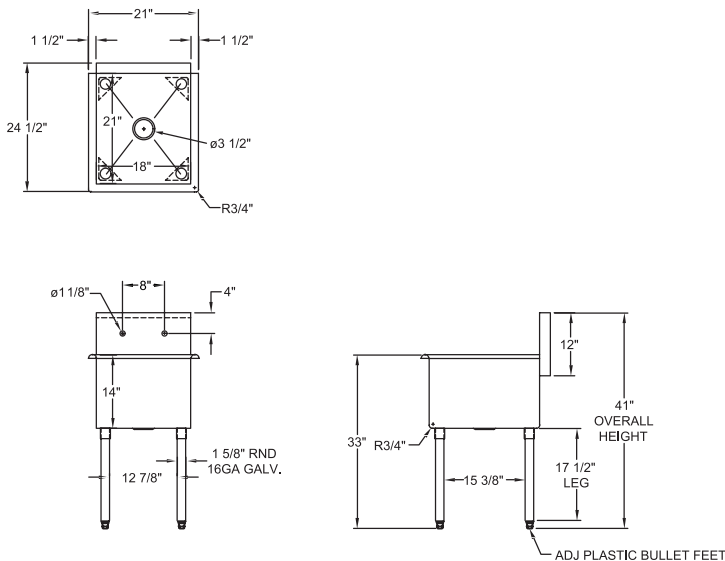
- 18 Gauge 430 Series Stainless Steel; Fabricated
 - Galvanized Legs
 - Plastic Bullet Feet



FEATURES

- 8"H Backsplash with 2" Return to Wall
- 8" On-Center Wall-Mounted Faucet Holes
- 3-1/2" Die-Stamped Drain Opening With Drain Basket Included
- Adjustable Bullet Feet

Include a Faucet and Detachable Drainboard With Your Order!
(See Page 75 & 77)



MODEL NUMBER	BOWL SIZE L X W X H	LENGTH	WIDTH
1BSG-1818	18" x 18" x 14"	21"	21-1/2"
1BSG-1821	18" x 21" x 14"	21"	24-1/2"
1BSG-2424	24" x 24" x 14"	27"	27-1/2"

****BUDGET SINKS ARE NOT NSF-CERTIFIED****

(609) 642 - 8389 | SALES@NBREQUIPMENT.COM | WWW.NBREQUIPMENT.COM

NBR EQUIPMENT, 10 ABEEL ROAD, CRANBURY, NJ 08512

BUDGET 2-BOWL SINK

NON-NSF SINKS - 2 BOWLS



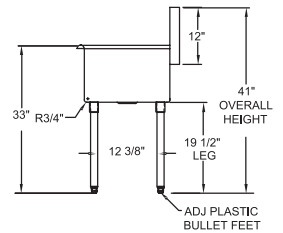
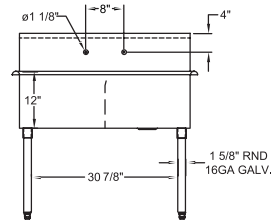
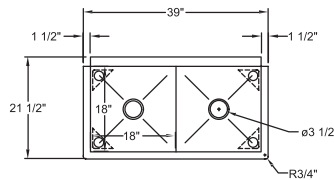
MATERIALS

- 18 Gauge 430 Series Stainless Steel; Fabricated
- Galvanized Legs
- Plastic Bullet Feet

FEATURES

- 8"H Backsplash with 2" Return to Wall
- 8" On-Center Wall-Mounted Faucet Holes
- 3-1/2" Die-Stamped Drain Opening With Drain Baskets Included
 - Adjustable Bullet Feet

Include a Faucet and Detachable Drainboard With Your Order!
(See Page 75 & 77)



MODEL NUMBER	BOWL SIZE L X W X H	LENGTH	WIDTH
2BSG-1818	18" x 18" x 12"	39"	21-1/2"
2BSG-1821	18" x 21" x 12"	39"	24-1/2"
2BSG-2424	24" x 24" x 12"	51"	27-1/2"

****BUDGET SINKS ARE NOT NSF-CERTIFIED****

(609) 642 - 8389 | SALES@NBREQUIPMENT.COM | WWW.NBREQUIPMENT.COM


NBR EQUIPMENT, 10 ABEEL ROAD, CRANBURY, NJ 08512

BUDGET 3-BOWL SINK

NON-NSF SINKS - 2 BOWLS

MATERIALS

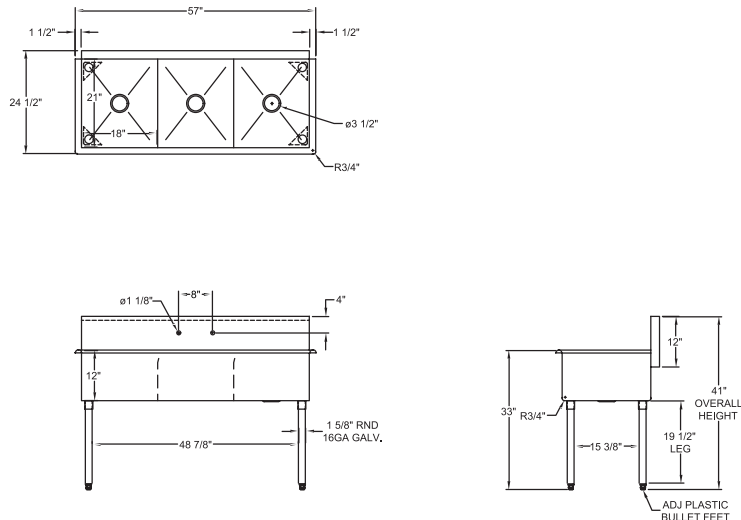
- 18 Gauge 430 Series Stainless Steel; Fabricated
 - Galvanized Legs
 - Plastic Bullet Feet



FEATURES

- 8"H Backsplash with 2" Return to Wall
- Two Sets of 8" On-Center Wall-Mounted Faucet Holes
- 3-1/2" Die-Stamped Drain Opening With Drain Baskets Included
- Adjustable Bullet Feet

Include a Faucet and Detachable Drainboard With Your Order!
(See Page 75 & 77)



MODEL NUMBER	BOWL SIZE L X W X H	LENGTH	WIDTH
3BSG-1221	12" x 21" x 12"	39"	24-1/2"
3BSG-1818	18" x 18" x 12"	57"	21-1/2"
3BSG-1821	18" x 21" x 12"	57"	24-1/2"
3BSG-2424*	24" x 24" x 12"	75"	27-1/2"

****BUDGET SINKS ARE NOT NSF-CERTIFIED****

(609) 642 - 8389 | SALES@NBREQUIPMENT.COM | WWW.NBREQUIPMENT.COM

NBR EQUIPMENT, 10 ABEEL ROAD, CRANBURY, NJ 08512

BUDGET SINK DETACHABLE DRAINBOARD

NON-NSF SINKS - ACCESSORIES

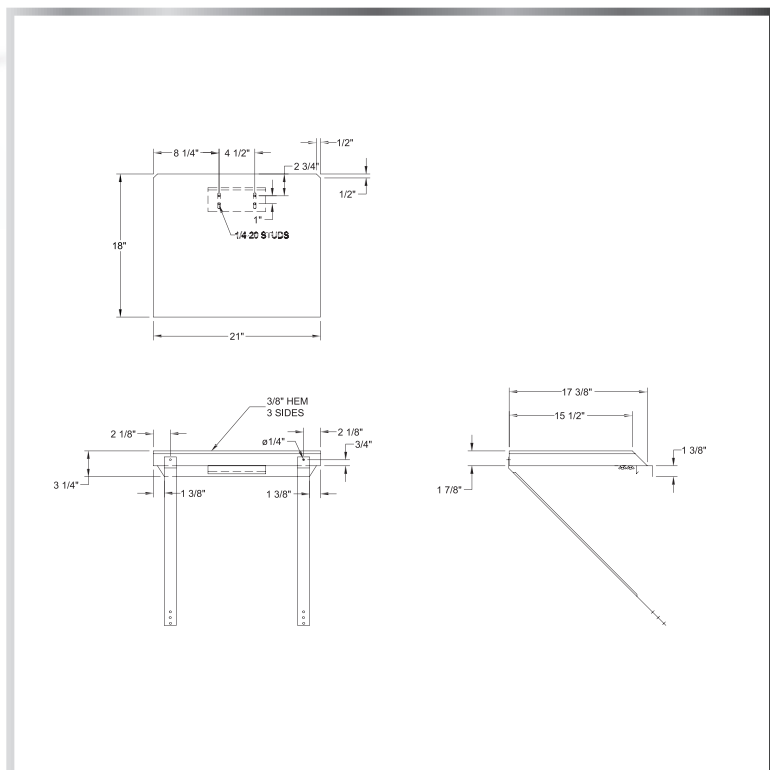


MATERIALS

- 18 Gauge 430 Series Stainless Steel; Fabricated

FEATURES

- Mounts Onto Side of Any NBR Budget Sink
- Screws Included to Mount Drainboard on Sink Legs
- Easy to Attach and Detach




MODEL NUMBER	LENGTH	WIDTH
BDD-1818	18"	18"
BDD-1821	18"	21"
BDD-2424	24"	24"



(609) 642 - 8389 | SALES@NBREQUIPMENT.COM | WWW.NBREQUIPMENT.COM
 NBR EQUIPMENT, 10 ABEEL ROAD, CRANBURY, NJ 08512

SINK COVERS

SINK ACCESSORIES - COVERS AND SPLASHES



MATERIALS



- 16 Gauge 304 Stainless Steel
- Perforated Cover (H) is 18 Gauge 304 Series Stainless Steel

FEATURES

- Perforated SCR-1014H* perfect for underbar sinks

MODEL NUMBER	FOR SINK BOWL SIZE
SCR-1620	16" X 20"
SCR-1818	18" X 18"
SCR-1824	18" X 24"
SCR-2030	20" X 30"
SCR-2424	24" X 24"
SCR-1014H*	10" X 14"



Removeable Sink Splash

MATERIALS

- 16 Gauge 304 Stainless Steel

FEATURES

- Removable Sink Side-Splash
- 12-1/4" Tall Splash
- 1-5/8" Thick

MODEL NUMBER	TOTAL LENGTH (A)	CLIP LENGTH (B)
RSS-18	24"	18"
RSS-20	26"	20"
RSS-24	28"	24"
RSS-30	36"	30"

(609) 642 - 8389 | SALES@NBREQUIPMENT.COM | WWW.NBREQUIPMENT.COM

NBR EQUIPMENT, 10 ABEEL ROAD, CRANBURY, NJ 08512

NBR FAUCETS

SINK ACCESSORIES - FAUCETS



8" Center Wall-Mount Faucet

2.2 GPM Aerator, 1/2" NPT Female Inlets, and Lead-Free Compliant

MODEL #	SIZE OF SPOUT
P3W8S6	6"
P3W8S8	8"
P3W8S10	10"
P3W8S12	12"
P3W8S14	14"
P3W8S16	16"



Service Sink Faucet (NOT NSF)

Heavy Duty, 1/2" NPS Female Inlets, Threaded Spout, and Nickel-Plated Cast Brass Body

MODEL #
P2SV



8" Center Wall-Mount Faucet Set With Swing Spout Add-On

1/2" NPT Female Inlets, 18" Riser, 44" Flexible Stainless Steel Hose, Wall Bracket, Spray Valve Holder & Overhead Spring, and Lead-Free Compliant

MODEL #	SIZE OF SPOUT
P3W8S6-PU	6"
P3W8S8-PU	8"
P3W8S10-PU	10"
P3W8S12-PU	12"
P3W8S14-PU	14"
P3W8S16-PU	16"



8" Center Wall-Mount Faucet Set

1/2" NPT Female Inlets, 18" Riser, 44" Flexible Stainless Steel Hose, Swing Spout Faucet Add-On Wall Bracket, Spray Valve Holder & Overhead Spring, and Lead-Free Compliant

MODEL #
P3W8-PU



NBR FAUCETS

SINK ACCESSORIES - FAUCETS



4" Center Wall-Mount Faucet

Brass Body, Lead Free, and 1/4 Turn Ceramic Cartridges.

MODEL #	SIZE OF SPOUT
P3W4S6	6"
P3W4S8	8"
P3W4S10	10"
P3W4S12	12"
P3W4S14	14"
P3W4S16	16"
P3W4S3G	3-1/2" GN
P3W4S5G	6" GN
P3W4S8G	8-1/2" GN



4" Center Wall-Mount Shallow Faucet

Brass Body, Lead Free, and 1/4 Turn Ceramic Cartridges

MODEL #	SIZE OF SPOUT
P3W4S6-SL	6"
P3W4S8-SL	8"
P3W4S10-SL	10"
P3W4S12-SL	12"
P3W4S14-SL	14"
P3W4S16-SL	16"
P3W4S3G-SL	3-1/2" GN
P3W4S5G-SL	6" GN
P3W4S8G-SL	8-1/2" GN



4" Center Deck-Mount Faucet

Brass Body, Lead Free, and 1/4 Turn Ceramic Cartridges

MODEL #	SIZE OF SPOUT
P3D4S6	6"
P3D4S8	8"
P3D4S10	10"
P3D4S12	12"
P3D4S14	14"
P3D4S16	16"
P3D4S3G	3-1/2" GN
P3D4S5G	6" GN
P3D4S8G	8-1/2" GN

FAUCETS AND ACCESSORIES

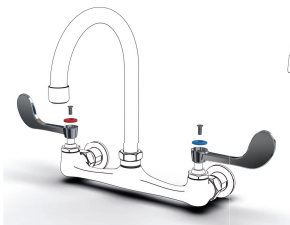
SINK ACCESSORIES - FAUCETS



8" Center Deck-Mount Faucet

Brass Body, Lead-Free Compliant, and
1/4 Turn Ceramic Cartridges

MODEL #	SIZE OF SPOUT
P3D8S6	6"
P3D8S8	8"
P3D8S10	10"
P3D8S12	12"
P3D8S14	14"
P3D8S16	16"
P3W8S3G	3-1/2" GN
P3W8S5G	6" GN
P3W8S8G	8-1/2" GN



MODEL NUMBER	P7WH	P4A	P6V1	P6H44
DESCRIPTION	Chrome-Plated Wrist Handles	Add-On Faucet Without Spout	Water Saving Spray Valve 1.0 GPM	44" Pre-Rinse Hose



MODEL NUMBER	P7DK	P7WK90
DESCRIPTION	Deck Mounting Kit	Wall Mounting Kit

HANDS-FREE AND SINGLE-HOLE FAUCETS

SINK ACCESSORIES - FAUCETS



MODEL NUMBER	P5K1-DS3G	P5K1-WS3G	P5K2-DS3G	P5K2-WS3G	P2D1S10-PU/ P2D1S12-PU
SPOUT SIZE	3-1/2" GN	3-1/2" GN	3-1/2" GN	3-1/2" GN	10"/ 12"
DESCRIPTION	Deck-Mount Gooseneck Faucet With Single Pedal Knee Valve (Hands-Free)	Wall-Mount Gooseneck Faucet With Single Pedal Knee Valve (Hands-Free)	Deck-Mount Gooseneck Faucet With Double Pedal Knee Valves (Hands-Free)	Wall-Mount Gooseneck Faucet With Double Pedal Knee Valves (Hands-Free)	Single-Hole Deck-Mount Pre-Rinse Faucet With Swing Spout



MODEL NUMBER	P5F1-DS3G	P5F1-WS3G	P5F2-DS3G	P5F2-WS3G	P2D1-PU
SPOUT SIZE	3-1/2" GN	3-1/2" GN	3-1/2" GN	3-1/2" GN	N/A
DESCRIPTION	Deck-Mount Gooseneck Faucet With Single Pedal Foot Valve (Single Hole)	Wall-Mount Gooseneck Faucet With Single Pedal Foot Valve (Single Hole)	Deck-Mount Gooseneck Faucet With Double Pedal Foot Valves (Single Hole)	Wall-Mount Gooseneck Faucet With Double Pedal Foot Valves (Single Hole)	Single-Hole Deck-Mount Pre-Rinse Faucet

PLUMBING ACCESSORIES

SINK ACCESSORIES - DRAINS



MODEL NUMBER	STN-2	STN-3	STN-11B	STN-11C	STN-12B
HOLE SIZE	1-7/8"	3-1/2"	1-3/8" Hole 1-1/2"H	1-3/8" Hole 1-1/2"H	1-3/8" Hole 3-1/3"H
DESCRIPTION	Drain Basket with Crumb Cup	Drain with Crumb Cup	Drain	Chrome Plated Drain	Drain
MATERIAL	T430 Steel	T430 Steel	Brass	Brass	Brass



MODEL NUMBER	STN-12C	STN-4B	SP-75	SP-10	PT-1
HOLE SIZE	1-3/8" Hole 3-1/4"H	3-1/2"	Meet STN-2 7-1/2"H	Meet STN-2 10"H	1-1/2"
DESCRIPTION	Chrome Plated Drain	Mop Sink Drain	Overflow Tube	Overflow Tube	P-Trap with Tail Piece
MATERIAL	Brass	Brass	Brass	Brass	Brass

PLUMBING ACCESSORIES

SINK ACCESSORIES - DRAIN BRACKET AND WASTE DRAINS



TWIST HANDLE WASTE DRAIN WITH OVERFLOW CAP	LEVER HANDLE WASTE DRAIN WITH OVERFLOW CAP	TWIST HANDLE WASTE DRAIN WITH OVERFLOW HEAD & TUBE	LEVER HANDLE WASTE DRAIN WITH OVERFLOW HEAD & TUBE
P5TD2	P5LD2	P5TDF	P5LDF
2" Male & 1-1/2" Female Threading	2" Male & 1-1/2" Female Threading	2" Male & 1-1/2" Female Threading	2" Male & 1-1/2" Female Threading
Brass Body	Brass Body	Brass Body	Brass Body



TWIST HANDLE WASTE DRAIN	LEVER HANDLE WASTE DRAIN	TWIST HANDLE WASTE DRAIN BRACKET
P5TD1	P5LD1	P7TDB
<i>Fits 3-1/2" Drain Opening</i>	<i>Fits 3-1/2" Drain Opening</i>	<i>Height Adjustable</i>
2" Male and 1-1/2" Female NPT Drain Outlet	2" Male and 1-1/2" Female NPT Drain Outlet	
Nickel Plated Cast Brass Drain Body	Nickel Plated Cast Brass Drain Body	
With SS Flat Strainer and SS Twist Handle	With SS Flat Strainer and SS Straight Lever Handle	

SOON TO BE AVAILABLE ON ALL NBR SINKS!!!

P7TDB IS COMPATIBLE WITH NBR SINKS

- Install a Twist or Lever Handle Waste Drain On Your Sink Using The Twist Handle Drain Bracket



**STUDS AND DRAIN BRACKET
(P7TDB)**



SINK WITH STUDS

PREMIUM FLAT TOP WORKTABLE

WORKTABLES - FLAT TOP



MATERIALS

- 18 Gauge 430 Series Stainless Steel Top
- Stainless Steel Lower Shelf, Legs, and Bullet Feet

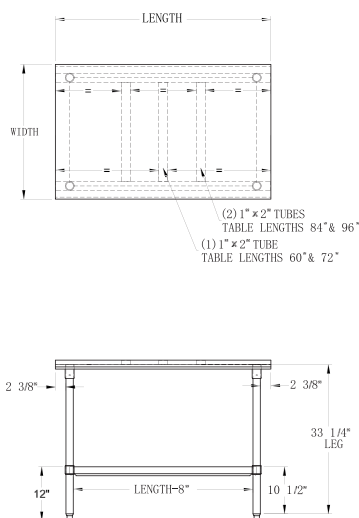


***To Add Casters
(LC-S4 or LC-S6*)...See
Page 126***

FEATURES

- Straight Turndown Edges
- Adjustable Bullet Feet and Lower Shelf (* Has 6 Legs)

Include a Table Drawer
and Table Mounted Over Shelf With Your
Order!
(See Pages 124 & 130-131)



MODEL NUMBER	LENGTH	WIDTH
TS-2418	24"	18"
TS-2424	24"	24"
TS-3018	30"	18"
TS-3024	30"	24"
TS-3030	30"	30"
TS-3618	36"	18"
TS-3624	36"	24"
TS-3630	36"	30"
TS-4818	48"	18"
TS-4824	48"	24"
TS-4830	48"	30"
TS-6018	60"	18"

MODEL NUMBER	LENGTH	WIDTH
TS-6024	60"	24"
TS-6030	60"	30"
TS-7218	72"	18"
TS-7224	72"	24"
TS-7230	72"	30"
TS-8418*	84"	18"
TS-8424*	84"	24"
TS-8430*	84"	30"
TS-9618*	96"	18"
TS-9624*	96"	24"
TS-9630*	96"	30"

(609) 642 - 8389 | SALES@NBREQUIPMENT.COM | WWW.NBREQUIPMENT.COM

NBR EQUIPMENT, 10 ABEEL ROAD, CRANBURY, NJ 08512

PREMIUM FLAT TOP WORKTABLE

WORKTABLES - FLAT TOP

16GA



***To Add Casters
(LC-S4 or LC-S6*)...See
Page 126***

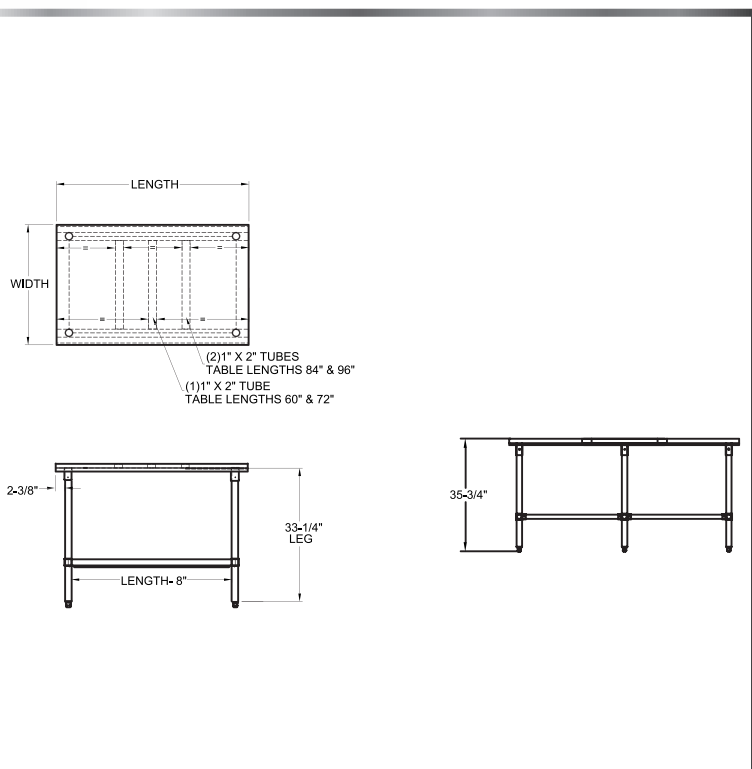
MATERIALS

- 16 Gauge 304 Stainless Steel
- Stainless Steel Lower Shelf, Legs, and Bullet Feet

FEATURES

- Bullnose Front and Rear Edges
 - Adjustable Lower Shelf
 - Adjustable Bullet Feet (* Has 6 Legs/Feet)

Include a Table Drawer
and Table Mounted Over Shelf With Your
Order!
(See Pages 124 & 130-131)



MODEL NUMBER	LENGTH	WIDTH
TS6-2424	24"	24"
TS6-3024	30"	24"
TS6-3030	30"	30"
TS6-3624	36"	24"
TS6-3630	36"	30"
TS6-4824	48"	24"
TS6-4830	48"	30"

MODEL NUMBER	LENGTH	WIDTH
TS6-6024	60"	24"
TS6-6030	60"	30"
TS6-7224	72"	24"
TS6-7230	72"	30"
TS6-8424*	84"	24"
TS6-8430*	84"	30"
TS6-9624*	96"	24"
TS6-9630*	96"	30"

(609) 642 - 8389 | SALES@NBREQUIPMENT.COM | WWW.NBREQUIPMENT.COM

NBR EQUIPMENT, 10 ABEEL ROAD, CRANBURY, NJ 08512

PREMIUM FLAT TOP WORKTABLE

WORKTABLES - FLAT TOP



14GA

MATERIALS

- 14 Gauge 304 Stainless Steel Top
- 18 Gauge 304 Stainless Steel Lower Shelf With Aluminum Corners
- Stainless Steel Legs and Bullet Feet

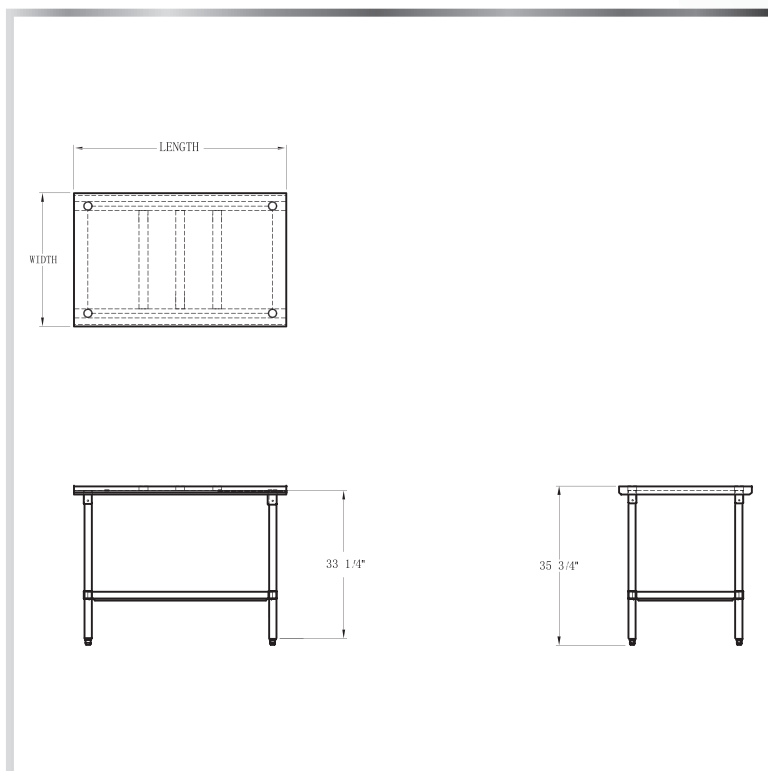


***To Add Casters
(LC-S4)...See Page 126***

FEATURES

- 3 Channels
- Straight Turndown Edges
- Adjustable Lower Shelf and Bullet Feet
- Available As Cross-Braced Worktable (X)

Include a Table Drawer
and Table Mounted Over Shelf With Your
Order!
(See Pages 124 & 130-131)



MODEL NUMBER	LENGTH	WIDTH
TS4-4836	48"	36"
TS4-6036	60"	36"
TS4-7236	72"	36"
TS4-4836-X	48"	36"
TS4-6036-X	60"	36"
TS4-7236-X	72"	36"

(609) 642 - 8389 | SALES@NBREQUIPMENT.COM | WWW.NBREQUIPMENT.COM

NBR EQUIPMENT, 10 ABEEL ROAD, CRANBURY, NJ 08512

ECONOMY FLAT TOP WORKTABLE

WORKTABLES - FLAT TOP



MATERIALS

- 18 Gauge 430 Series Stainless Steel Top
- Galvanized Lower Shelf and Legs
- Plastic Bullet Feet

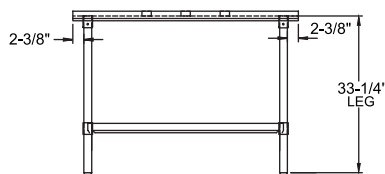
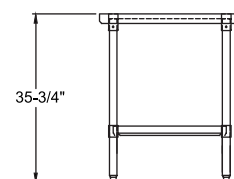
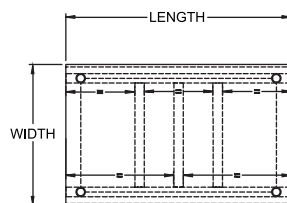


***To Add Casters
(LC-G4 or LC-G6*)...See
Page 126***

FEATURES

- Straight Turndown Edges
- Adjustable Lower Shelf and Bullet Feet (* Has 6 Legs)

Include a Table Drawer
and Table Mounted Over Shelf With Your
Order!
(See Pages 124 & 130-131)



MODEL NUMBER	LENGTH	WIDTH
TG-2424	24"	24"
TG-3024	30"	24"
TG-3030	30"	30"
TG-3618	36"	18"
TG-3624	36"	24"
TG-3630	36"	30"
TG-4818	48"	18"
TG-4824	48"	24"
TG-4830	48"	30"
TG-6018	60"	18"

MODEL NUMBER	LENGTH	WIDTH
TG-6024	60"	24"
TG-6030	60"	30"
TG-7218	72"	18"
TG-7224	72"	24"
TG-7230	72"	30"
TG-8424*	84"	24"
TG-8430*	84"	30"
TG-9618*	96"	18"
TG-9624*	96"	24"
TG-9630*	96"	30"

(609) 642 - 8389 | SALES@NBREQUIPMENT.COM | WWW.NBREQUIPMENT.COM

NBR EQUIPMENT, 10 ABEEL ROAD, CRANBURY, NJ 08512

PREMIUM WORKTABLE WITH 1-1/2" BACKSPLASH



WORKTABLES - 1-1/2" SPLASH

18GA

MATERIALS

- 18 Gauge 430 Series Stainless Steel Top
- Stainless Steel Lower Shelf, Legs, and Bullet Feet



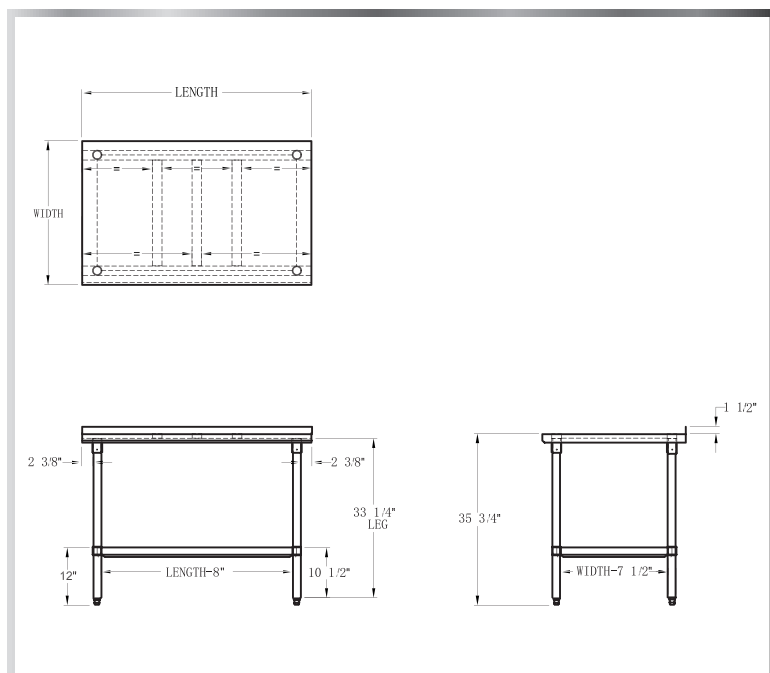
***To Add Casters
(LC-S4 or LC-S6*)...See**

Page 126*

FEATURES

- Straight Turndown Edges
- Adjustable Lower Shelf and Bullet Feet (* Has 6 Legs)

Include a Table Drawer
and Table Mounted Over Shelf With Your
Order!
(See Pages 124 & 130-131)



MODEL NUMBER	LENGTH	WIDTH
TS-2418R	24"	18"
TS-2424R	24"	24"
TS-3018R	30"	18"
TS-3024R	30"	24"
TS-3030R	30"	30"
TS-3618R	36"	18"
TS-3624R	36"	24"
TS-3630R	36"	30"
TS-4818R	48"	18"
TS-4824R	48"	24"
TS-4830R	48"	30"
TS-6018R	60"	18"

MODEL NUMBER	LENGTH	WIDTH
TS-6024R	60"	24"
TS-6030R	60"	30"
TS-7218R	72"	18"
TS-7224R	72"	24"
TS-7230R	72"	30"
TS-8418R*	84"	18"
TS-8424R*	84"	24"
TS-8430R*	84"	30"
TS-9618R*	96"	18"
TS-9624R*	96"	24"
TS-9630R*	96"	30"

(609) 642 - 8389 | SALES@NBREQUIPMENT.COM | WWW.NBREQUIPMENT.COM

NBR EQUIPMENT, 10 ABEEL ROAD, CRANBURY, NJ 08512

PREMIUM WORKTABLE WITH 1-1/2" BACKSPLASH

WORKTABLES - 1-1/2" SPLASH

14GA



***To Add Casters
(LC-S4)...See Page 126***

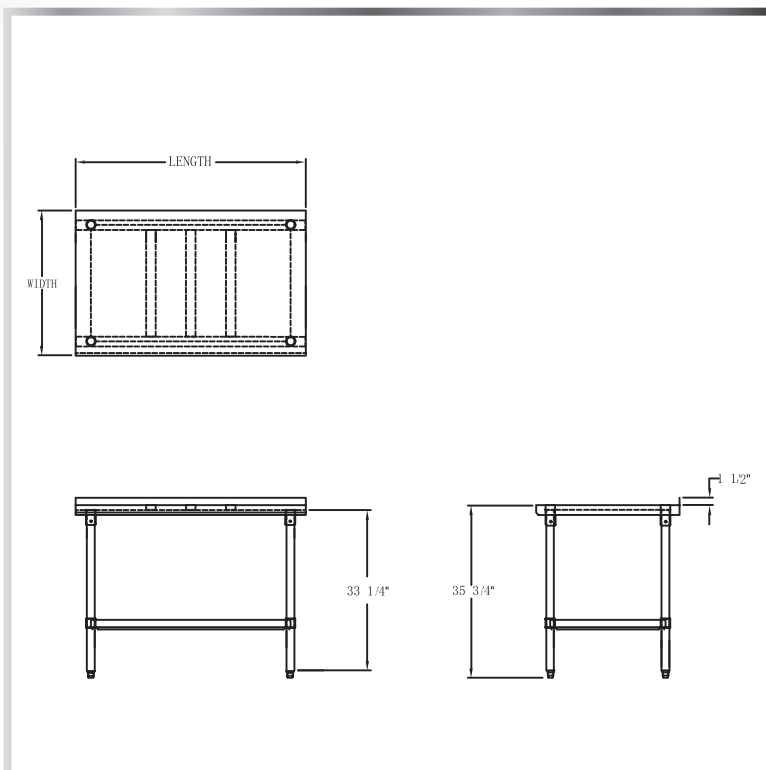
MATERIALS

- 14 Gauge 304 Stainless Steel Top
- 18 Gauge 304 Stainless Steel Lower Shelf With Aluminum Corners
- Stainless Steel Legs and Bullet Feet

FEATURES

- Straight Turndown Edges
- Adjustable Lower Shelf and Bullet Feet
- Available As Cross-Braced Worktable (X)

Include a Table Drawer
and Table Mounted Over Shelf With Your
Order!
(See Pages 124 & 130-131)



MODEL NUMBER	LENGTH	WIDTH
TS4-4836R	48"	36"
TS4-6036R	60"	36"
TS4-7236R	72"	36"
TS4-4836R-X	48"	36"
TS4-6036R-X	60"	36"
TS4-7236R-X	72"	36"

(609) 642 - 8389 | SALES@NBREQUIPMENT.COM | WWW.NBREQUIPMENT.COM

NBR EQUIPMENT, 10 ABEEL ROAD, CRANBURY, NJ 08512

ECONOMY WORKTABLE WITH 1-1/2" BACKSPLASH



WORKTABLES - 1-1/2" SPLASH

MATERIALS

- 18 Gauge 430 Series Stainless Steel Top
 - Galvanized Lower Shelf and Legs
 - Plastic Bullet Feet



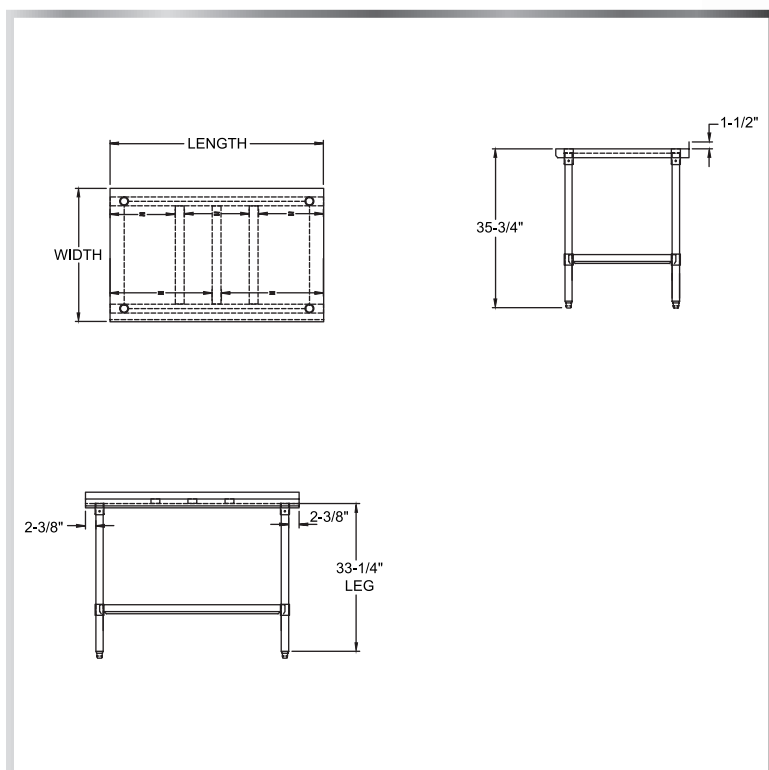
***To Add Casters
(LC-G4 or LC-G6*)...See**

Page 126*

FEATURES

- Straight Turndown Edges
- Adjustable Lower Shelf and Bullet Feet (* Has 6 Legs)

Include a Table Drawer
and Table Mounted Over Shelf With Your
Order!
(See Pages 124 & 130-131)



MODEL NUMBER	LENGTH	WIDTH
TG-2424R	24"	24"
TG-3024R	30"	24"
TG-3030R	30"	30"
TG-3618R	36"	18"
TG-3624R	36"	24"
TG-3630R	36"	30"
TG-4818R	48"	18"
TG-4824R	48"	24"
TG-4830R	48"	30"
TG-6018R	60"	18"

MODEL NUMBER	LENGTH	WIDTH
TG-6024R	60"	24"
TG-6030R	60"	30"
TG-7218R	72"	18"
TG-7224R	72"	24"
TG-7230R	72"	30"
TG-8424R*	84"	24"
TG-8430R*	84"	30"
TG-9618R*	96"	18"
TG-9624R*	96"	24"
TG-9630R*	96"	30"

(609) 642 - 8389 | SALES@NBREQUIPMENT.COM | WWW.NBREQUIPMENT.COM

NBR EQUIPMENT, 10 ABEEL ROAD, CRANBURY, NJ 08512

PREMIUM WORKTABLE WITH 5" BACKSPLASH

18GA

WORKTABLES - 5" SPLASH



***To Add Casters
(LC-S4 or LC-S6*)...See
Page 126***

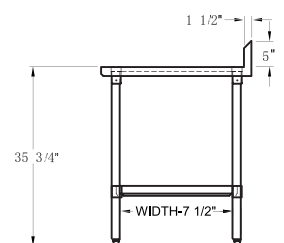
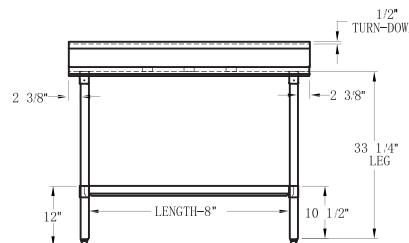
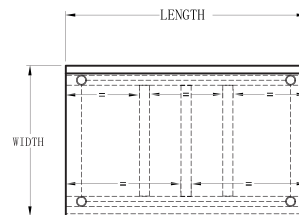
MATERIALS

- 18 Gauge 430 Series Stainless Steel Top
- Stainless Steel Lower Shelf, Legs, and Bullet Feet

FEATURES

- Straight Turndown Edges
- Adjustable Lower Shelf and Bullet Feet (* Has 6 Legs)

Include a Table Drawer
and Table Mounted Over Shelf With Your
Order!
(See Pages 124 & 130-131)



MODEL NUMBER	LENGTH	WIDTH
TS-2424R5	24"	24"
TS-3024R5	30"	24"
TS-3624R5	36"	24"
TS-4824R5	48"	24"
TS-6024R5	60"	24"
TS-7224R5	72"	24"
TS-8424R5*	84"	24"
TS-9624R5*	96"	24"

MODEL NUMBER	LENGTH	WIDTH
TS-3030R5	30"	30"
TS-3630R5	36"	30"
TS-4830R5	48"	30"
TS-6030R5	60"	30"
TS-7230R5	72"	30"
TS-8430R5*	84"	30"
TS-9630R5*	96"	30"

(609) 642 - 8389 | SALES@NBREQUIPMENT.COM | WWW.NBREQUIPMENT.COM

NBR EQUIPMENT, 10 ABEEL ROAD, CRANBURY, NJ 08512

PREMIUM WORKTABLE WITH 5" BACKSPLASH



WORKTABLES - 5" SPLASH

16GA

MATERIALS

- 16 Gauge 304 Stainless Steel
- Stainless Steel Lower Shelf, Legs, and Bullet Feet



***To Add Casters**

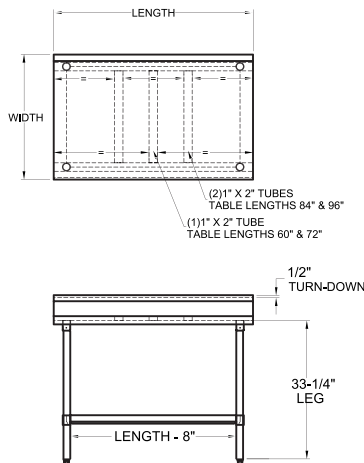
(LC-S4 or LC-S6*)...See

Page 126*

FEATURES

- Bullnose Front and Rear Edges
- Adjustable Lower Shelf
- Adjustable Bullet Feet (* Has 6 Legs/Feet)

Include a Table Drawer
and Table Mounted Over Shelf With Your
Order!
(See Pages 124 & 130-131)



MODEL NUMBER	LENGTH	WIDTH
TS6-2424R5	24"	24"
TS6-3024R5	30"	24"
TS6-3624R5	36"	24"
TS6-4824R5	48"	24"
TS6-6024R5	60"	24"
TS6-7224R5	72"	24"
TS6-8424R5*	84"	24"
TS6-9624R5*	96"	24"

MODEL NUMBER	LENGTH	WIDTH
TS6-3030R5	30"	30"
TS6-3630R5	36"	30"
TS6-4830R5	48"	30"
TS6-6030R5	60"	30"
TS6-7230R5	72"	30"
TS6-8430R5*	84"	30"
TS6-9630R5*	96"	30"

(609) 642 - 8389 | SALES@NBREQUIPMENT.COM | WWW.NBREQUIPMENT.COM

NBR EQUIPMENT, 10 ABEEL ROAD, CRANBURY, NJ 08512

PREMIUM WORKTABLE WITH 5" BACKSPLASH

WORKTABLES - 5" SPLASH

14GA



***To Add Casters
(LC-S4)...See Page 126***

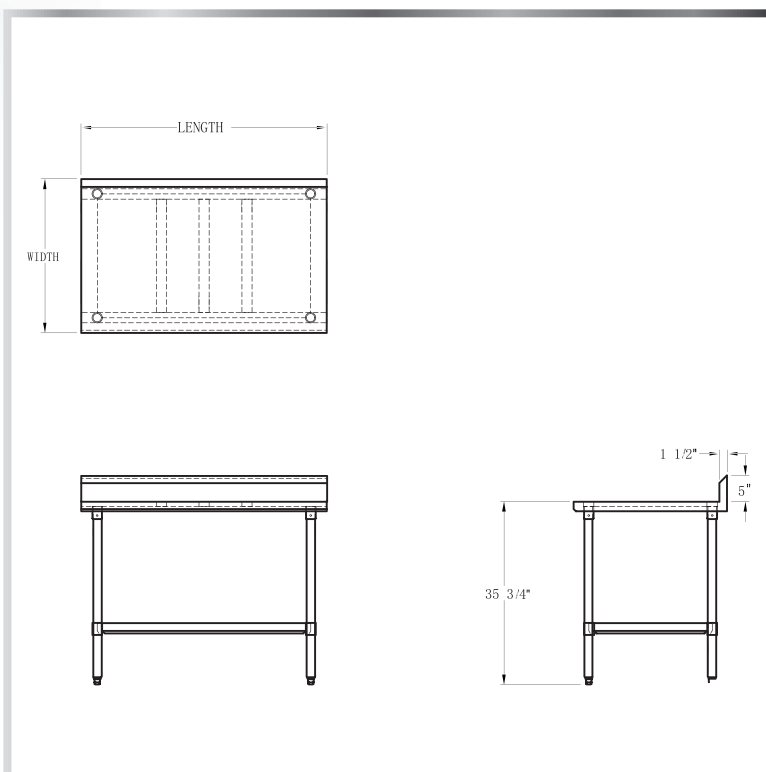
MATERIALS

- 14 Gauge 304 Stainless Steel Top
- 18 Gauge 304 Stainless Steel Lower Shelf With Aluminum Corners
- Stainless Steel Legs and Bullet Feet

FEATURES

- Straight Turndown Edges
- Adjustable Lower Shelf and Bullet Feet
- Available As Cross-Braced Worktable (-X)

Include a Table Drawer
and Table Mounted Over Shelf With Your
Order!
(See Pages 124 & 130-131)



MODEL NUMBER	LENGTH	WIDTH
TS4-4836R5	48"	36"
TS4-6036R5	60"	36"
TS4-7236R5	72"	36"
TS4-4836R5-X	48"	36"
TS4-6036R5-X	60"	36"
TS4-7236R5-X	72"	36"

(609) 642 - 8389 | SALES@NBREQUIPMENT.COM | WWW.NBREQUIPMENT.COM

NBR EQUIPMENT, 10 ABEEL ROAD, CRANBURY, NJ 08512

ECONOMY WORKTABLE WITH 5" BACKSPLASH



WORKTABLES - 5" SPLASH

MATERIALS

- 18 Gauge 430 Series Stainless Steel Top
 - Galvanized Lower Shelf and Legs
 - Plastic Bullet Feet

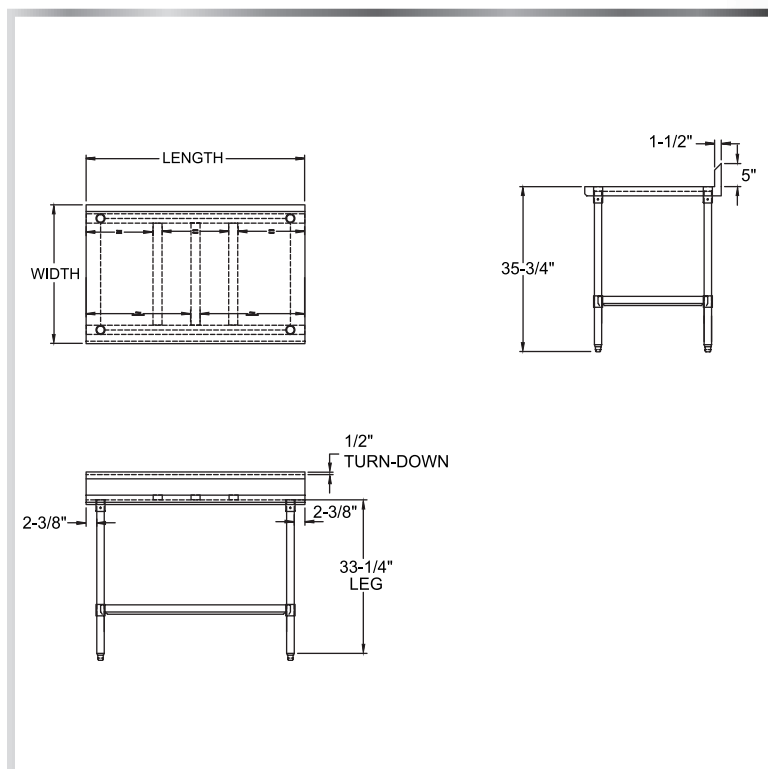


***To Add Casters
(LC-G4 or LC-G6*)...See
Page 126***

FEATURES

- Straight Turndown Edges
- Adjustable Lower Shelf and Bullet Feet (* Has 6 Legs)

Include a Table Drawer
and Table Mounted Over Shelf With Your
Order!
(See Pages 124 & 130-131)



MODEL NUMBER	LENGTH	WIDTH
TG-2424R5	24"	24"
TG-3024R5	30"	24"
TG-3624R5	36"	24"
TG-4824R5	48"	24"
TG-6024R5	60"	24"
TG-7224R5	72"	24"
TG-8424R5*	84"	24"
TG-9624R5*	96"	24"

MODEL NUMBER	LENGTH	WIDTH
TG-3030R5	30"	30"
TG-3630R5	36"	30"
TG-4830R5	48"	30"
TG-6030R5	60"	30"
TG-7230R5	72"	30"
TG-8430R5*	84"	30"
TG-9630R5*	96"	30"

(609) 642 - 8389 | SALES@NBREQUIPMENT.COM | WWW.NBREQUIPMENT.COM

NBR EQUIPMENT, 10 ABEEL ROAD, CRANBURY, NJ 08512

PREMIUM CROSS-BRACED FLAT TOP WORKTABLE

18GA

WORKTABLES - CROSS-BRACED



***To Add Casters
(LC-S4 or LC-S6*)...See
Page 126***

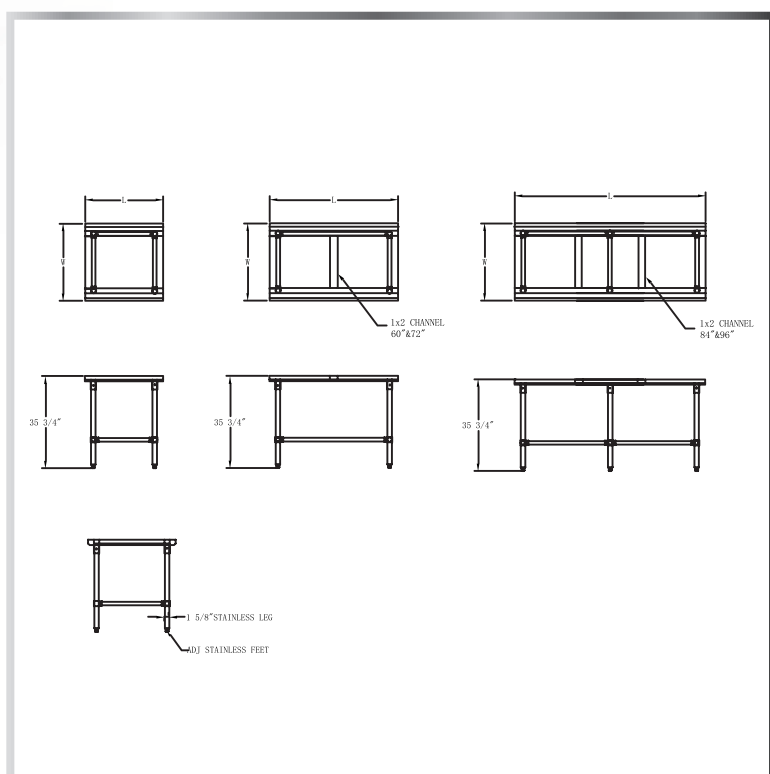
MATERIALS

- 18 Gauge 430 Series Stainless Steel Top
- Stainless Steel Cross-Bracing, Legs, and Bullet Feet

FEATURES

- Straight Turndown Edges
- Adjustable Bullet Feet (* Has 6 Legs)
- Cross-Bracing For Reinforced Support

Include a Table Drawer
and Table Mounted Over Shelf With Your
Order!
(See Pages 124 & 130-131)



MODEL NUMBER	LENGTH	WIDTH
TS-2424-X	24"	24"
TS-3024-X	30"	24"
TS-3030-X	30"	30"
TS-3624-X	36"	24"
TS-3630-X	36"	30"
TS-4824-X	48"	24"
TS-4830-X	48"	30"

MODEL NUMBER	LENGTH	WIDTH
TS-6024-X	60"	24"
TS-6030-X	60"	30"
TS-7224-X	72"	24"
TS-7230-X	72"	30"
TS-8424-X*	84"	24"
TS-8430-X*	84"	30"
TS-9624-X*	96"	24"
TS-9630-X*	96"	30"

(609) 642 - 8389 | SALES@NBREQUIPMENT.COM | WWW.NBREQUIPMENT.COM

NBR EQUIPMENT, 10 ABEEL ROAD, CRANBURY, NJ 08512

PREMIUM CROSS-BRACED WORKTABLE WITH 1-1/2" BACKSPLASH



WORKTABLES - CROSS-BRACED

18GA

MATERIALS

- 18 Gauge 430 Series Stainless Steel Top
- Stainless Steel Cross-Bracing, Legs, and Bullet Feet

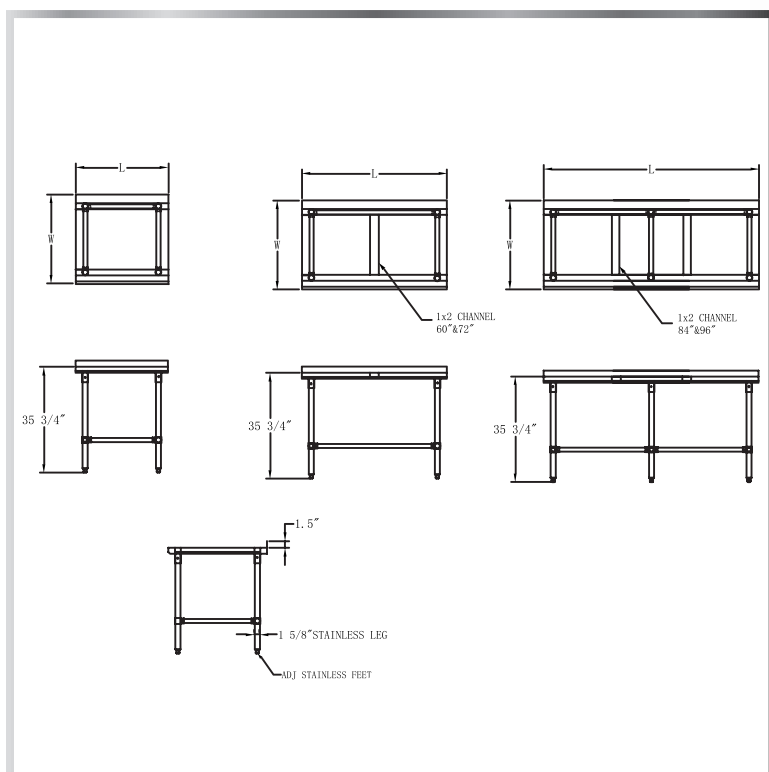


***To Add Casters
(LC-S4 or LC-S6*)...See
Page 126***

FEATURES

- Straight Turndown Edges
- Adjustable Bullet Feet (* Has 6 Legs)
- Cross-Bracing For Reinforced Support

Include a Table Drawer
and Table Mounted Over Shelf With Your
Order!
(See Pages 124 & 130-131)



MODEL NUMBER	LENGTH	WIDTH
TS-2424R-X	24"	24"
TS-3024R-X	30"	24"
TS-3030R-X	30"	30"
TS-3624R-X	36"	24"
TS-3630R-X	36"	30"
TS-4824R-X	48"	24"
TS-4830R-X	48"	30"

MODEL NUMBER	LENGTH	WIDTH
TS-6024R-X	60"	24"
TS-6030R-X	60"	30"
TS-7224R-X	72"	24"
TS-7230R-X	72"	30"
TS-8424R-X*	84"	24"
TS-8430R-X*	84"	30"
TS-9624R-X*	96"	24"
TS-9630R-X*	96"	30"

(609) 642 - 8389 | SALES@NBREQUIPMENT.COM | WWW.NBREQUIPMENT.COM

NBR EQUIPMENT, 10 ABEEL ROAD, CRANBURY, NJ 08512

PREMIUM CROSS-BRACED WORKTABLE WITH 5" BACKSPLASH

18GA

WORKTABLES - CROSS-BRACED



***To Add Casters
(LC-S4 or LC-S6*)...See**

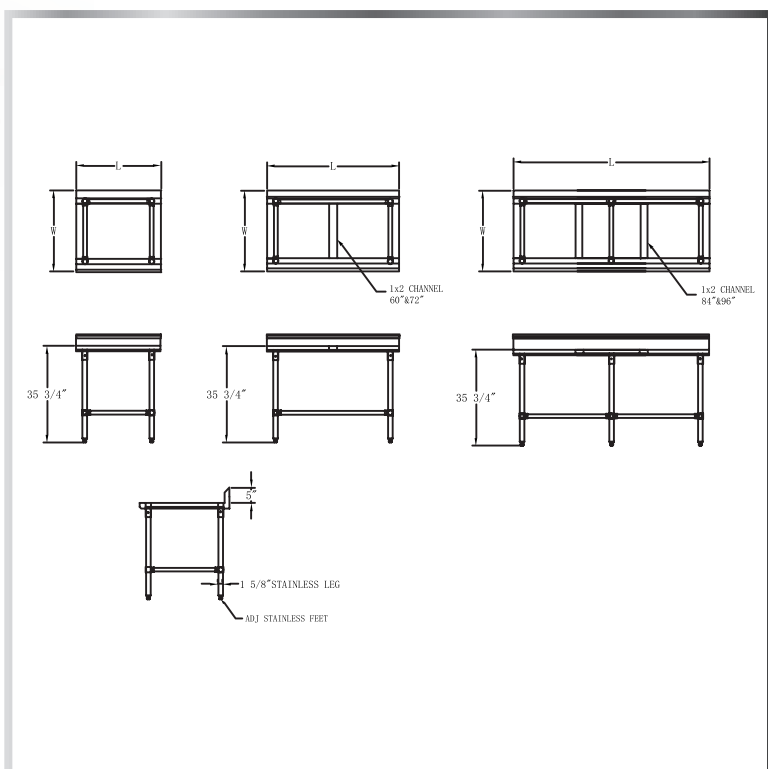
Page 126*

FEATURES

- Straight Turndown Edges
- Adjustable Bullet Feet (* Has 6 Legs)
- Cross-Bracing For Reinforced Support

MATERIALS

- 18 Gauge 430 Series Stainless Steel Top
- Stainless Steel Cross-Bracing, Legs, and Bullet Feet



Include a Table Drawer
and Table Mounted Over Shelf With Your
Order!
(See Pages 124 & 130-131)

MODEL NUMBER	LENGTH	WIDTH
TS-2424R5-X	24"	24"
TS-3024R5-X	30"	24"
TS-3624R5-X	36"	24"
TS-4824R5-X	48"	24"
TS-6024R5-X	60"	24"
TS-7224R5-X	72"	24"
TS-8424R5-X*	84"	24"
TS-9624R5-X*	96"	24"

MODEL NUMBER	LENGTH	WIDTH
TS-3030R5-X	30"	30"
TS-3630R5-X	36"	30"
TS-4830R5-X	48"	30"
TS-6030R5-X	60"	30"
TS-7230R5-X	72"	30"
TS-8430R5-X*	84"	30"
TS-9630R5-X*	96"	30"

(609) 642 - 8389 | SALES@NBREQUIPMENT.COM | WWW.NBREQUIPMENT.COM

NBR EQUIPMENT, 10 ABEEL ROAD, CRANBURY, NJ 08512

PREMIUM CROSS-BRACED FLAT TOP WORKTABLE



WORKTABLES - CROSS-BRACED

16GA

MATERIALS

- 16 Gauge 304 Stainless Steel
- Stainless Steel Cross-Bracing, Legs, and Bullet Feet



***To Add Casters**

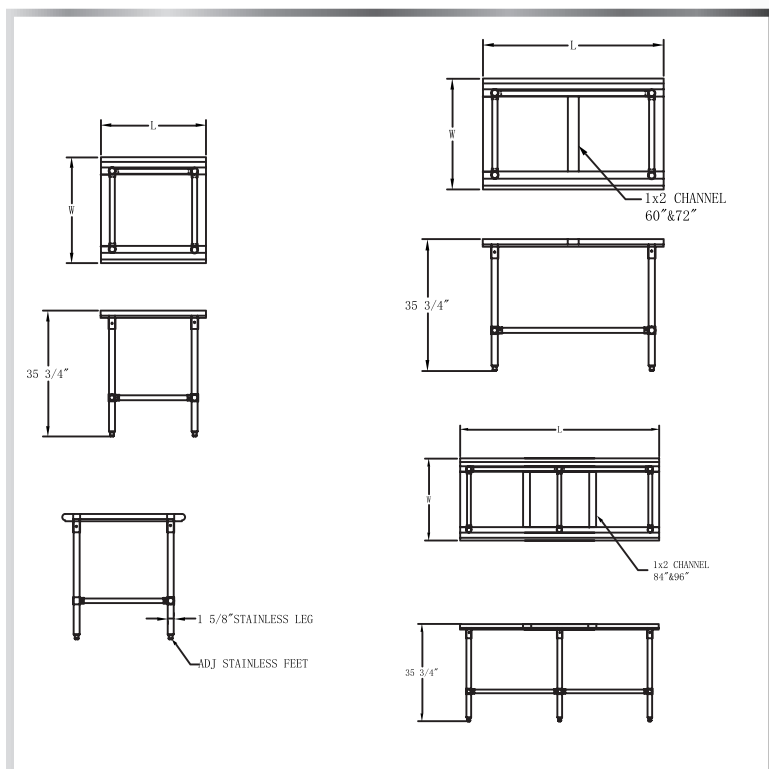
(LC-S4 or LC-S6*)...See

Page 126*

FEATURES

- Bullnose Front and Rear Edges
- Adjustable Bullet Feet (* Has 6 Legs/Feet)
- Cross-Bracing For Reinforced Support

Include a Table Drawer
and Table Mounted Over Shelf With Your
Order!
(See Pages 124 & 130-131)



MODEL NUMBER	LENGTH	WIDTH
TS6-2424-X	24"	24"
TS6-3024-X	30"	24"
TS6-3030-X	30"	30"
TS6-3624-X	36"	24"
TS6-3630-X	36"	30"
TS6-4824-X	48"	24"
TS6-4830-X	48"	30"

MODEL NUMBER	LENGTH	WIDTH
TS6-6024-X	60"	24"
TS6-6030-X	60"	30"
TS6-7224-X	72"	24"
TS6-7230-X	72"	30"
TS6-8424-X*	84"	24"
TS6-8430-X*	84"	30"
TS6-9624-X*	96"	24"
TS6-9630-X*	96"	30"

(609) 642 - 8389 | SALES@NBREQUIPMENT.COM | WWW.NBREQUIPMENT.COM

NBR EQUIPMENT, 10 ABEEL ROAD, CRANBURY, NJ 08512

PREMIUM CROSS-BRACED WORKTABLE WITH 5" BACKSPLASH

16GA

WORKTABLES - CROSS-BRACED



***To Add Casters
(LC-S4 or LC-S6*)...See
Page 126***

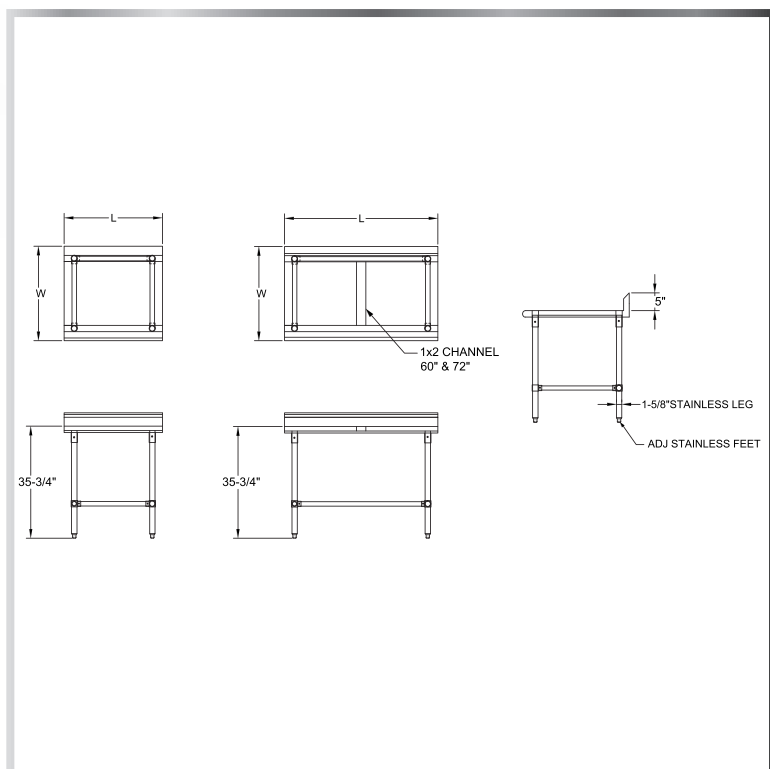
MATERIALS

- 16 Gauge 304 Stainless Steel
- Stainless Steel Cross-Bracing, Legs, and Bullet Feet

FEATURES

- Bullnose Front and Rear Edges
- Adjustable Bullet Feet (* Has 6 Legs/Feet)
- Cross-Bracing For Reinforced Support

Include a Table Drawer
and Table Mounted Over Shelf With Your
Order!
(See Pages 124 & 130-131)



MODEL NUMBER	LENGTH	WIDTH
TS6-2424R5-X	24"	24"
TS6-3024R5-X	30"	24"
TS6-3624R5-X	36"	24"
TS6-4824R5-X	48"	24"
TS6-6024R5-X	60"	24"
TS6-7224R5-X	72"	24"
TS6-8424R5-X*	84"	24"
TS6-9624R5-X*	96"	24"

MODEL NUMBER	LENGTH	WIDTH
TS6-3030R5-X	30"	30"
TS6-3630R5-X	36"	30"
TS6-4830R5-X	48"	30"
TS6-6030R5-X	60"	30"
TS6-7230R5-X	72"	30"
TS6-8430R5-X*	84"	30"
TS6-9630R5-X*	96"	30"

(609) 642 - 8389 | SALES@NBREQUIPMENT.COM | WWW.NBREQUIPMENT.COM

NBR EQUIPMENT, 10 ABEEL ROAD, CRANBURY, NJ 08512

ECONOMY CROSS-BRACED FLAT TOP WORKTABLE



WORKTABLES - CROSS-BRACED

MATERIALS

- 18 Gauge 430 Series Stainless Steel Top
 - Galvanized Cross-Bracing and Legs
 - Plastic Bullet Feet

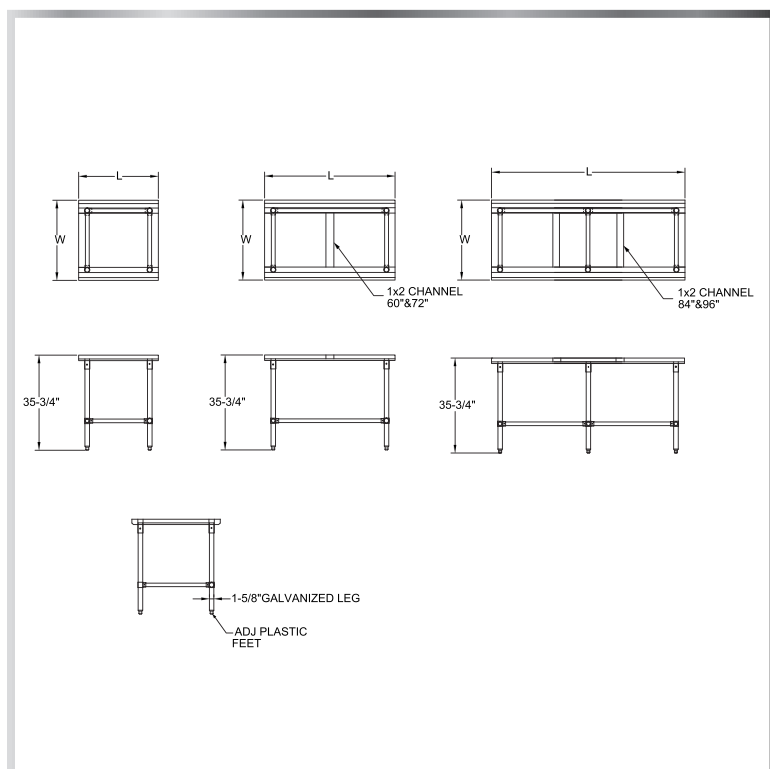


***To Add Casters
(LC-G4 or LC-G6*)...See
Page 126***

FEATURES

- Straight Turndown Edges
- Adjustable Bullet Feet (* Has 6 Legs)
- Cross-Bracing For Reinforced Support

Include a Table Drawer
and Table Mounted Over Shelf With Your
Order!
(See Pages 124 & 130-131)



MODEL NUMBER	LENGTH	WIDTH
TG-2424-X	24"	24"
TG-3024-X	30"	24"
TG-3030-X	30"	30"
TG-3624-X	36"	24"
TG-3630-X	36"	30"
TG-4824-X	48"	24"
TG-4830-X	48"	30"

MODEL NUMBER	LENGTH	WIDTH
TG-6024-X	60"	24"
TG-6030-X	60"	30"
TG-7224-X	72"	24"
TG-7230-X	72"	30"
TG-8424-X*	84"	24"
TG-8430-X*	84"	30"
TG-9624-X*	96"	24"
TG-9630-X*	96"	30"

(609) 642 - 8389 | SALES@NBREQUIPMENT.COM | WWW.NBREQUIPMENT.COM

NBR EQUIPMENT, 10 ABEEL ROAD, CRANBURY, NJ 08512

ECONOMY CROSS-BRACED WORKTABLE WITH 1-1/2" BACKSPLASH

WORKTABLES - CROSS-BRACED



***To Add Casters
(LC-G4 or LC-G6*)...See
Page 126***

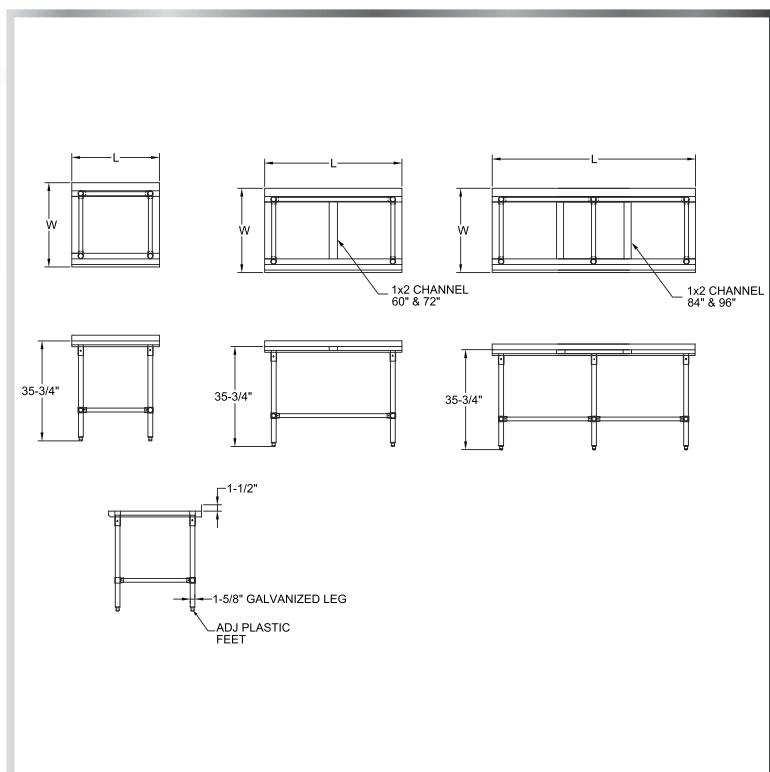
MATERIALS

- 18 Gauge 430 Series Stainless Steel Top
- Galvanized Cross-Bracing and Legs
- Plastic Bullet Feet

FEATURES

- Straight Turndown Edges
- Adjustable Bullet Feet (* Has 6 Legs)
- Cross-Bracing For Reinforced Support

Include a Table Drawer
and Table Mounted Over Shelf With Your
Order!
(See Pages 124 & 130-131)



MODEL NUMBER	LENGTH	WIDTH
TG-2424R-X	24"	24"
TG-3024R-X	30"	24"
TG-3030R-X	30"	30"
TG-3624R-X	36"	24"
TG-3630R-X	36"	30"
TG-4824R-X	48"	24"
TG-4830R-X	48"	30"

MODEL NUMBER	LENGTH	WIDTH
TG-6024R-X	60"	24"
TG-6030R-X	60"	30"
TG-7224R-X	72"	24"
TG-7230R-X	72"	30"
TG-8424R-X*	84"	24"
TG-8430R-X*	84"	30"
TG-9624R-X*	96"	24"
TG-9630R-X*	96"	30"

(609) 642 - 8389 | SALES@NBREQUIPMENT.COM | WWW.NBREQUIPMENT.COM

NBR EQUIPMENT, 10 ABEEL ROAD, CRANBURY, NJ 08512

ECONOMY CROSS-BRACED WORKTABLE WITH 5" BACKSPLASH



WORKTABLES - CROSS-BRACED

MATERIALS

- 18 Gauge 430 Series Stainless Steel Top
 - Galvanized Cross-Bracing and Legs
 - Plastic Bullet Feet



***To Add Casters**

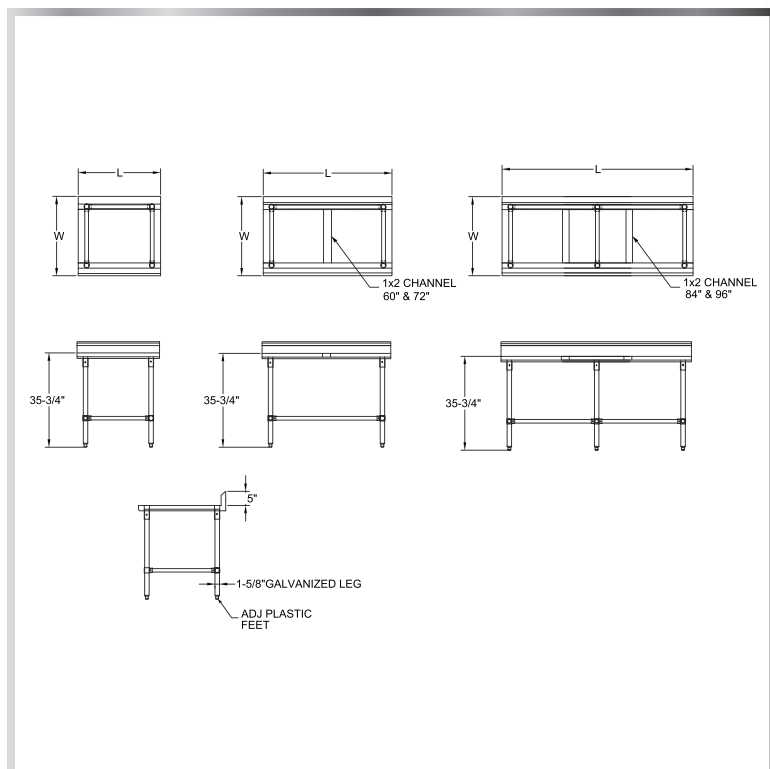
(LC-G4 or LC-G6*)...See

Page 126*

FEATURES

- Straight Turndown Edges
- Adjustable Bullet Feet (* Has 6 Legs)
- Cross-Bracing For Reinforced Support

Include a Table Drawer
and Table Mounted Over Shelf With Your
Order!
(See Pages 124 & 130-131)



MODEL NUMBER	LENGTH	WIDTH
TG-2424R5-X	24"	24"
TG-3024R5-X	30"	24"
TG-3624R5-X	36"	24"
TG-4824R5-X	48"	24"
TG-6024R5-X	60"	24"
TG-7224R5-X	72"	24"
TG-8424R5-X*	84"	24"
TG-9624R5-X*	96"	24"

MODEL NUMBER	LENGTH	WIDTH
TG-3030R5-X	30"	30"
TG-3630R5-X	36"	30"
TG-4830R5-X	48"	30"
TG-6030R5-X	60"	30"
TG-7230R5-X	72"	30"
TG-8430R5-X*	84"	30"
TG-9630R5-X*	96"	30"

(609) 642 - 8389 | SALES@NBREQUIPMENT.COM | WWW.NBREQUIPMENT.COM

NBR EQUIPMENT, 10 ABEEL ROAD, CRANBURY, NJ 08512

HEIGHT ADJUSTABLE WORKTABLE

WORKTABLES - HEIGHT ADJUSTABLE

16GA



MATERIALS

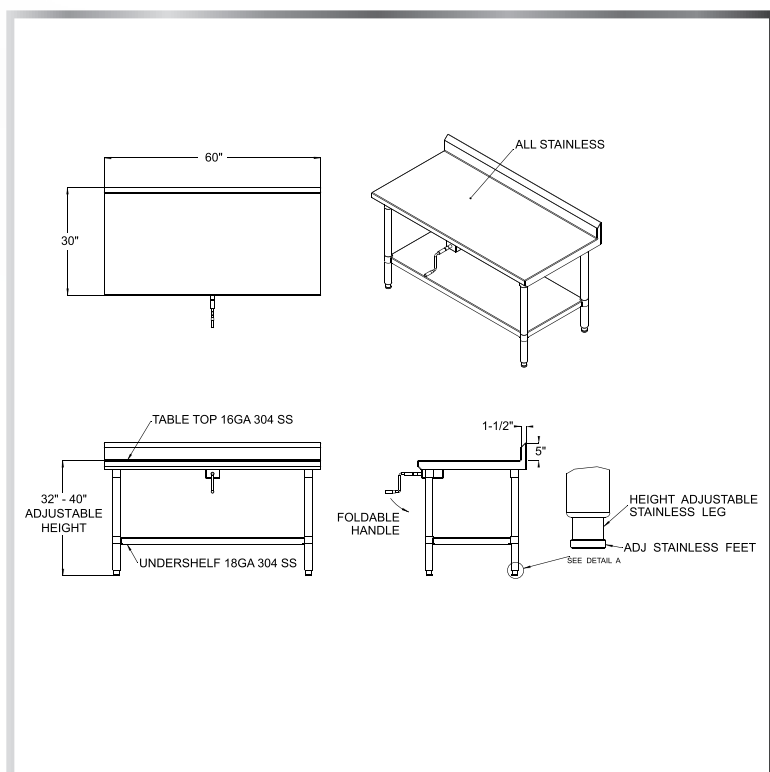
- 16 Gauge 304 Stainless Steel Top
- 18 Gauge 304 Stainless Steel Under-Shelf
- Stainless Steel Foldable Handle



FEATURES

- 8" Height Adjustment (32" - 40")
- Adjustable Lower Shelf and Bullet Feet
 - 5" Backsplash (Right Column)
- Also Available As A Flat Top (Left Column)

Limited Local Inventory
(Special Order Item)
Lead Time 10-12 Weeks



MODEL NUMBER	LENGTH	WIDTH
ATS6-3624	36"	24"
ATS6-4824	48"	24"
ATS6-6024	60"	24"
ATS6-7224	72"	24"
ATS6-3630	36"	30"
ATS6-4830	48"	30"
ATS6-6030	60"	30"
ATS6-7230	72"	30"

MODEL NUMBER	LENGTH	WIDTH
ATS6-3624R5	36"	24"
ATS6-4824R5	48"	24"
ATS6-6024R5	60"	24"
ATS6-7224R5	72"	24"
ATS6-3630R5	36"	30"
ATS6-4830R5	48"	30"
ATS6-6030R5	60"	30"
ATS6-7230R5	72"	30"

(609) 642 - 8389 | SALES@NBREQUIPMENT.COM | WWW.NBREQUIPMENT.COM

NBR EQUIPMENT, 10 ABEEL ROAD, CRANBURY, NJ 08512

PREMIUM 1-BOWL PREP TABLE WITH 5" BACKSPLASH (BOWL ON LEFT)

WORKTABLES - WITH BOWL



MATERIALS

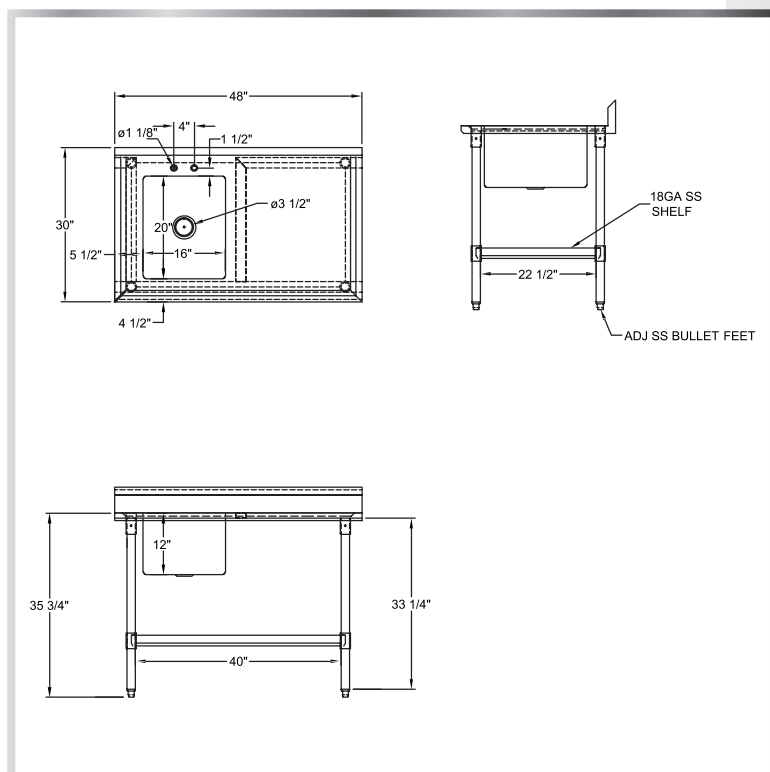
- 18 Gauge 304 Stainless Steel
- Stainless Steel Lower Shelf, Legs, and Bullet Feet



FEATURES

- 4" On-Center Deck-Mounted Faucet Holes
- 10" Deep Sink Bowl (On Left Side)
- Adjustable Lower Shelf and Bullet Feet
- Marine Edges
- Drain Basket Included

Include a New 4" OC Faucet and Sink Bowl
Cover With Your Order!
(See Pages 76 & 78)



MODEL NUMBER	BOWL SIZE L X W X H	LENGTH	WIDTH
PTS-1620L4	16" x 20" x 10"	48"	30"
PTS-1620L5	16" x 20" x 10"	60"	30"
PTS-1620L6	16" x 20" x 10"	72"	30"

PREMIUM 1-BOWL PREP TABLE WITH 5" BACKSPLASH (BOWL ON RIGHT)

WORKTABLES - WITH BOWL



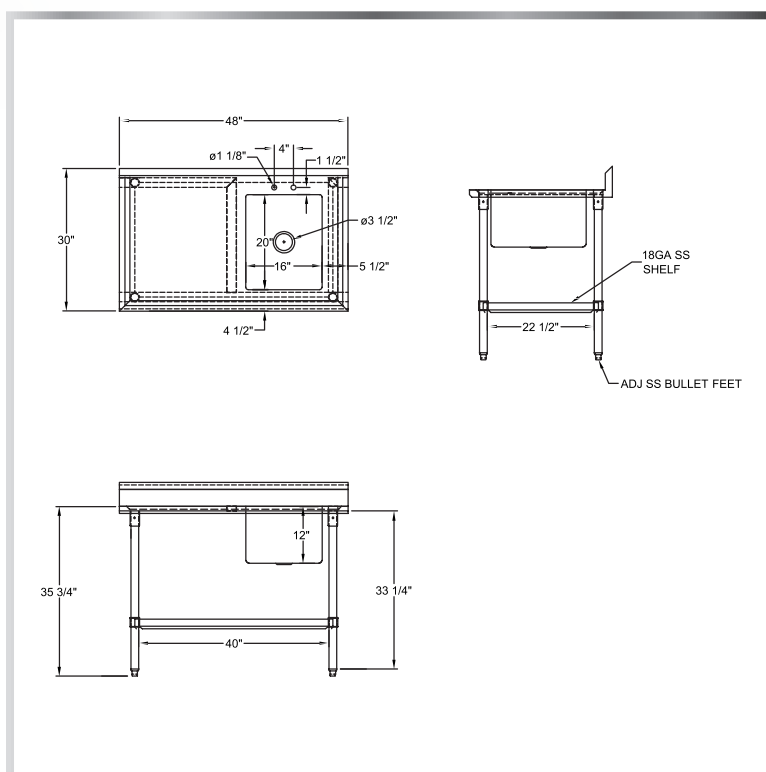
MATERIALS

- 18 Gauge 304 Stainless Steel
- Stainless Steel Lower Shelf, Legs, and Bullet Feet

FEATURES

- 4" On-Center Deck-Mounted Faucet Holes
 - 10" Deep Sink Bowl (On Right Side)
- Adjustable Lower Shelf and Bullet Feet
 - Marine Edges
 - Drain Basket Included

Include a New 4" OC Faucet and Sink Bowl Cover With Your Order!
(See Pages 76 & 78)



MODEL NUMBER	BOWL SIZE L X W X H	LENGTH	WIDTH
PTS-1620R4	16" x 20" x 10"	48"	30"
PTS-1620R5	16" x 20" x 10"	60"	30"
PTS-1620R6	16" x 20" x 10"	72"	30"

(609) 642 - 8389 | SALES@NBREQUIPMENT.COM | WWW.NBREQUIPMENT.COM

NBR EQUIPMENT, 10 ABEEL ROAD, CRANBURY, NJ 08512

ECONOMY 1-BOWL PREP TABLE WITH 5" BACKSPLASH (BOWL ON LEFT)

WORKTABLES - WITH BOWL



MATERIALS

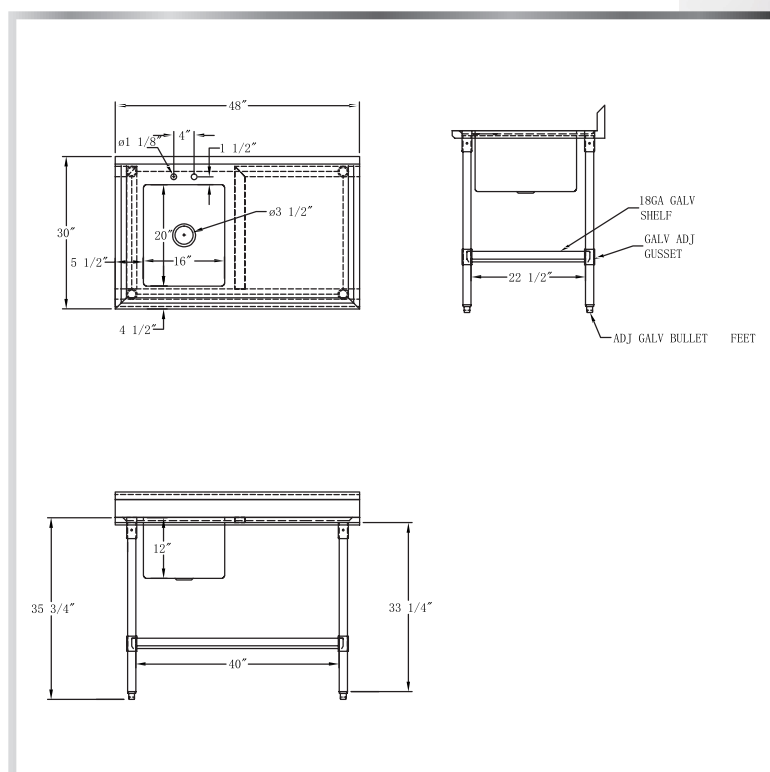
- 18 Gauge 304 Stainless Steel
- Galvanized Lower Shelf, Legs, and Bullet Feet



FEATURES

- 4" On-Center Deck-Mounted Faucet Holes
- 10" Deep Sink Bowl (On Left Side)
- Adjustable Lower Shelf and Bullet Feet
- Marine Edges
- Drain Basket Included

Include a New 4" OC Faucet and Sink Bowl Cover With Your Order!
(See Pages 76 & 78)



MODEL NUMBER	BOWL SIZE L X W X H	LENGTH	WIDTH
PTG-1620L4	16" x 20" x 10"	48"	30"
PTG-1620L5	16" x 20" x 10"	60"	30"
PTG-1620L6	16" x 20" x 10"	72"	30"

(609) 642 - 8389 | SALES@NBREQUIPMENT.COM | WWW.NBREQUIPMENT.COM

NBR EQUIPMENT, 10 ABEEL ROAD, CRANBURY, NJ 08512

ECONOMY 1-BOWL PREP TABLE WITH 5" BACKSPLASH (BOWL ON RIGHT)

WORKTABLES - WITH BOWL



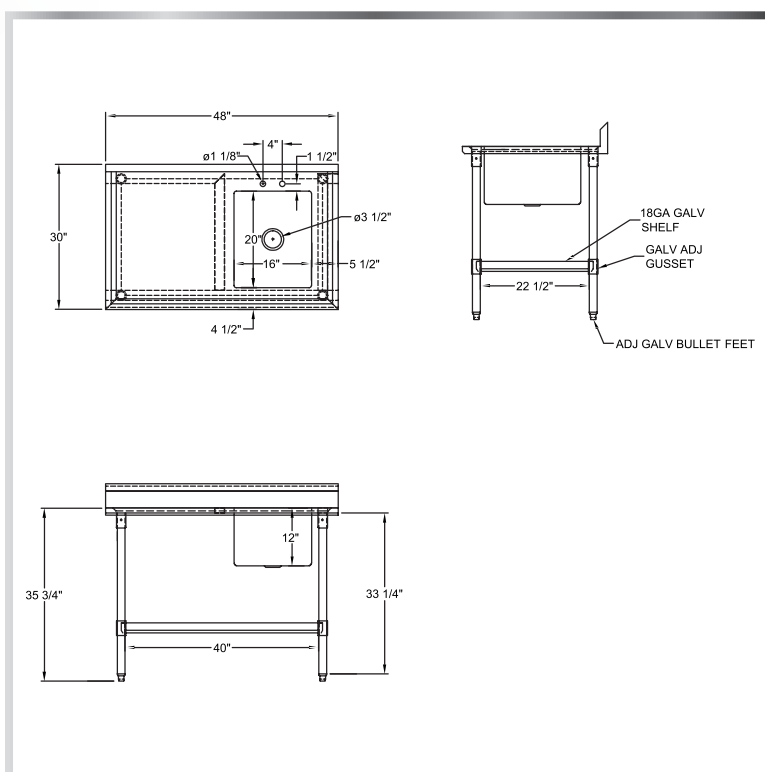
MATERIALS

- 18 Gauge 304 Stainless Steel
- Galvanized Lower Shelf, Legs, and Bullet Feet

FEATURES

- 4" On-Center Deck-Mounted Faucet Holes
 - 10" Deep Sink Bowl (On Right Side)
- Adjustable Lower Shelf and Bullet Feet
 - Marine Edges
 - Drain Basket Included

Include a New 4" OC Faucet and Sink Bowl Cover With Your Order!
(See Pages 76 & 78)



MODEL NUMBER	BOWL SIZE L X W X H	LENGTH	WIDTH
PTG-1620R4	16" x 20" x 10"	48"	30"
PTG-1620R5	16" x 20" x 10"	60"	30"
PTG-1620R6	16" x 20" x 10"	72"	30"

(609) 642 - 8389 | SALES@NBREQUIPMENT.COM | WWW.NBREQUIPMENT.COM

NBR EQUIPMENT, 10 ABEEL ROAD, CRANBURY, NJ 08512

FLAT TOP WORKTABLE WITH OPEN FRONT & ENCLOSED BASE

WORKTABLES - ENCLOSED BASE



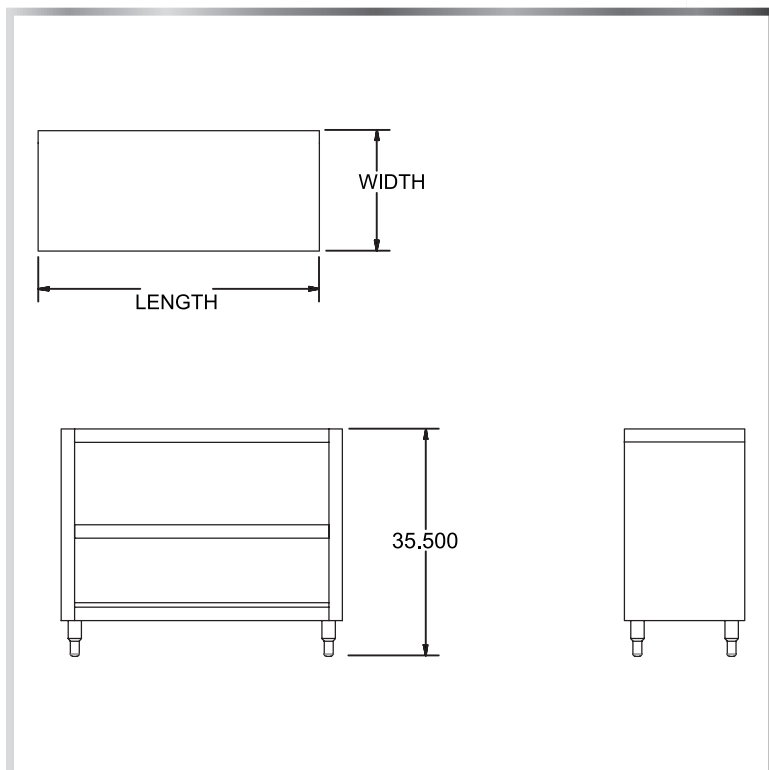
MATERIALS

- 14 Gauge 304 Stainless Steel Top
- 18 Gauge Stainless Steel Body
- Stainless Steel Lower Shelf, Legs, and Bullet Feet



FEATURES

- Enclosed Cabinet Base
- Adjustable Middle Shelf and Fixed Lower Shelf
- Adjustable Legs and Bullet Feet



MODEL NUMBER	LENGTH	WIDTH
TCB-4824	48"	24"
TCB-6024	60"	24"
TCB-7224	72"	24"
TCB-4830	48"	30"
TCB-6030	60"	30"
TCB-7230	72"	30"

(609) 642 - 8389 | SALES@NBREQUIPMENT.COM | WWW.NBREQUIPMENT.COM

NBR EQUIPMENT, 10 ABEEL ROAD, CRANBURY, NJ 08512

FLAT TOP WORKTABLE WITH ENCLOSED BASE & SLIDING DOORS

WORKTABLES - ENCLOSED BASE

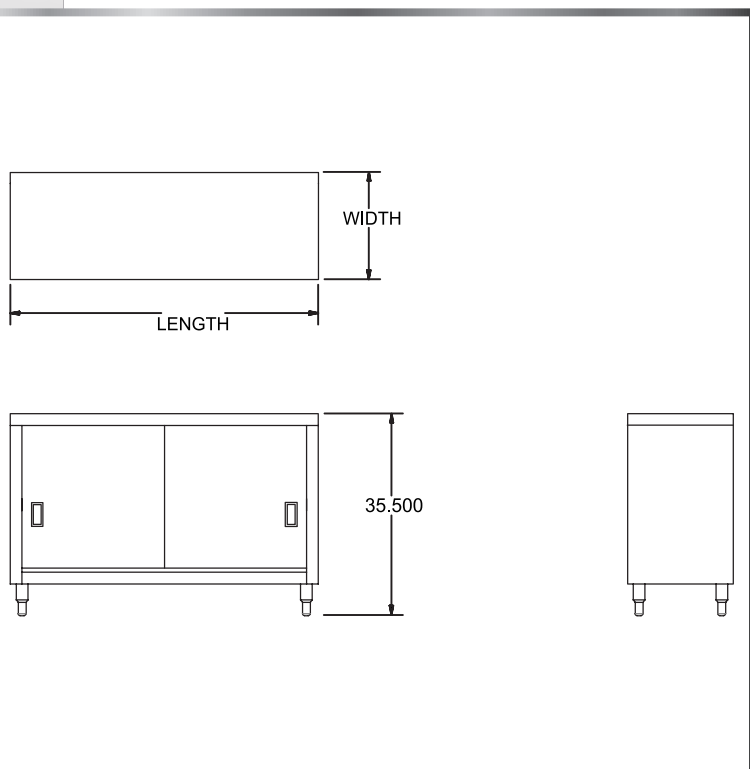


MATERIALS

- 14 Gauge 304 Stainless Steel Top
- 18 Gauge Stainless Steel Body
- Stainless Steel Panels on Sides and Rear
- Stainless Steel Lower Shelf, Legs, and Bullet Feet

FEATURES

- Enclosed Cabinet Base
 - Two Sliding Doors
- Adjustable Middle Shelf and Fixed Lower Shelf
- Adjustable Legs and Bullet Feet



MODEL NUMBER	LENGTH	WIDTH
TCB-3624S	36"	24"
TCB-4824S	48"	24"
TCB-6024S	60"	24"
TCB-7224S	72"	24"
TCB-3630S	36"	30"
TCB-4830S	48"	30"
TCB-6030S	60"	30"
TCB-7230S	72"	30"

(609) 642 - 8389 | SALES@NBREQUIPMENT.COM | WWW.NBREQUIPMENT.COM

NBR EQUIPMENT, 10 ABEEL ROAD, CRANBURY, NJ 08512



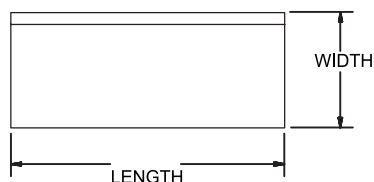
WORKTABLE WITH 5" BACKSPLASH, ENCLOSED BASE, & OPEN FRONT



WORKTABLES - ENCLOSED BASE

MATERIALS

- 14 Gauge 304 Stainless Steel Top
 - 18 Gauge Stainless Steel Body
- Stainless Steel Lower Shelf, Legs, and Bullet Feet



FEATURES

- Enclosed Cabinet Base
- Adjustable Middle Shelf and Fixed Lower Shelf
- Adjustable Legs and Bullet Feet

MODEL NUMBER	LENGTH	WIDTH
TCB-4824R5	48"	24"
TCB-6024R5	60"	24"
TCB-7224R5	72"	24"
TCB-4830R5	48"	30"
TCB-6030R5	60"	30"
TCB-7230R5	72"	30"

(609) 642 - 8389 | SALES@NBREQUIPMENT.COM | WWW.NBREQUIPMENT.COM

NBR EQUIPMENT, 10 ABEEL ROAD, CRANBURY, NJ 08512

WORKTABLE WITH 5" BACKSPLASH & SLIDING DOORS

WORKTABLES - ENCLOSED BASE

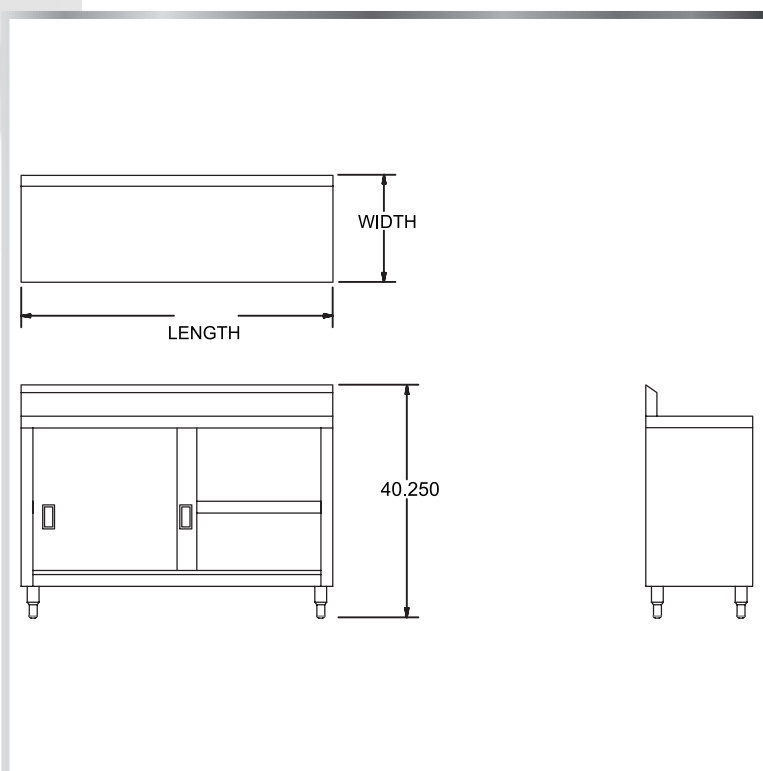


MATERIALS

- 14 Gauge 304 Stainless Steel Top
- 18 Gauge Stainless Steel Body
- Enclosed With Stainless Steel Panels on Sides and Rear
- Stainless Steel Lower Shelf, Legs, and Bullet Feet

FEATURES

- Enclosed Cabinet Base
 - Two Sliding Doors
- Adjustable Middle Shelf and Fixed Lower Shelf
- Adjustable Legs and Bullet Feet



MODEL NUMBER	LENGTH	WIDTH
TCB-4824R5S	48"	24"
TCB-6024R5S	60"	24"
TCB-7224R5S	72"	24"
TCB-3630R5S	36"	30"
TCB-4830R5S	48"	30"
TCB-6030R5S	60"	30"
TCB-7230R5S	72"	30"

(609) 642 - 8389 | SALES@NBREQUIPMENT.COM | WWW.NBREQUIPMENT.COM

NBR EQUIPMENT, 10 ABEEL ROAD, CRANBURY, NJ 08512

PREMIUM FILLER TABLE

WORKTABLES - FILLER TABLES



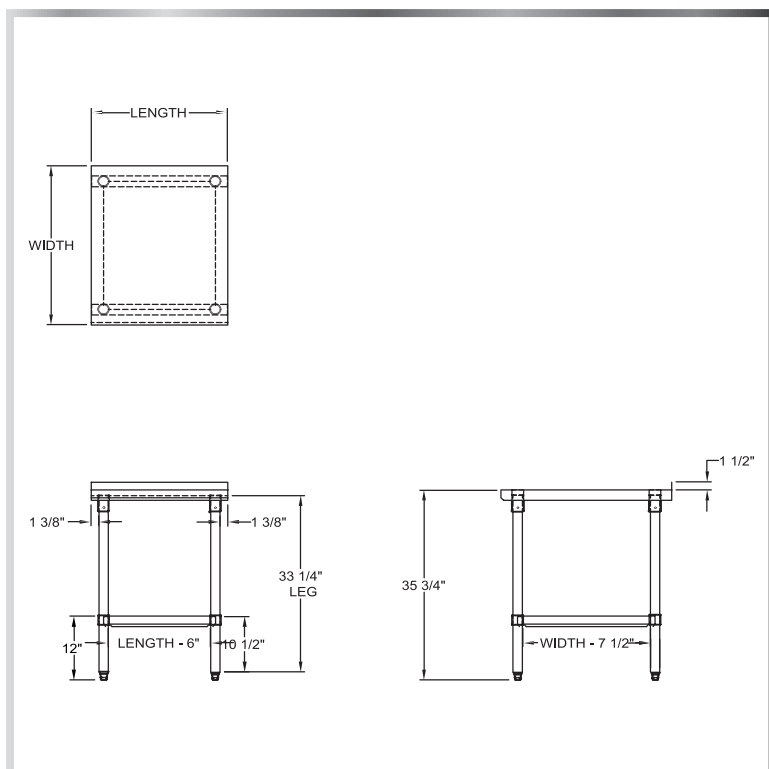
MATERIALS

- 18 Gauge 430 Series Stainless Steel
- Stainless Steel Legs and Bullet Feet



FEATURES

- 1-½" Backsplash
- Straight Turndown Edges
- Adjustable Lower Shelf and Bullet Feet



MODEL NUMBER	LENGTH	WIDTH
TS-F1236	12"	36"
TS-F1524	15"	24"
TS-F1530	15"	30"
TS-F1536	15"	36"
TS-F1824	18"	24"
TS-F1830	18"	30"
TS-F1836	18"	36"
TS-F2430	24"	30"

(609) 642 - 8389 | SALES@NBREQUIPMENT.COM | WWW.NBREQUIPMENT.COM

NBR EQUIPMENT, 10 ABEEL ROAD, CRANBURY, NJ 08512

ECONOMY FILLER TABLE

WORKTABLES - FILLER TABLES

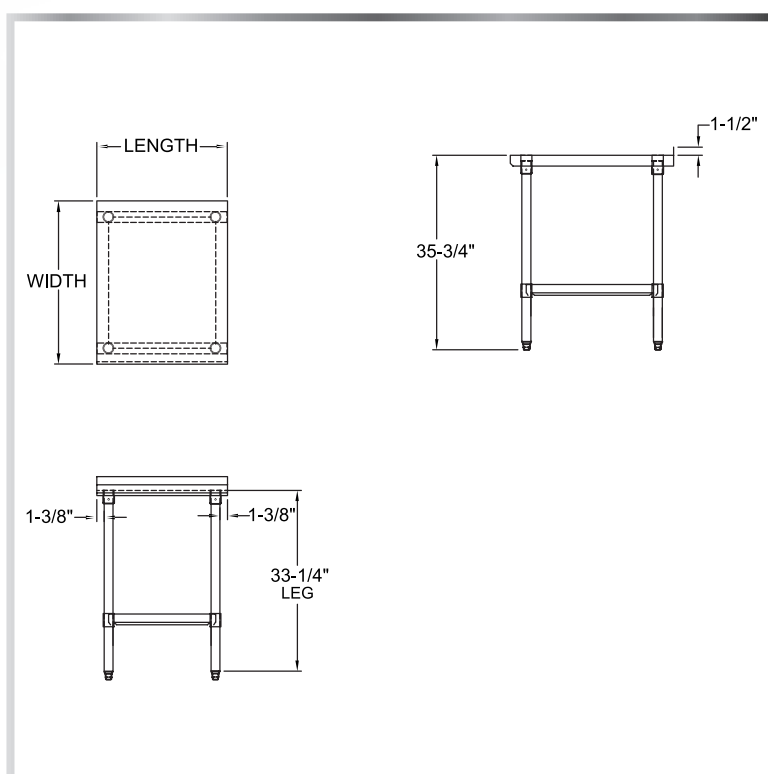


MATERIALS

- 18 Gauge 430 Series Stainless Steel Top
- Galvanized Legs
- Plastic Bullet Feet

FEATURES

- 1-1/2" Backsplash
- Straight Turndown Edges
- Adjustable Lower Shelf and Bullet Feet



MODEL NUMBER	LENGTH	WIDTH
TG-F1524	15"	24"
TG-F1530	15"	30"
TG-F1824	18"	24"
TG-F1830	18"	30"
TG-F2430	24"	30"

(609) 642 - 8389 | SALES@NBREQUIPMENT.COM | WWW.NBREQUIPMENT.COM

NBR EQUIPMENT, 10 ABEEL ROAD, CRANBURY, NJ 08512

PREMIUM EQUIPMENT STAND

STANDS - EQUIPMENT



MATERIALS

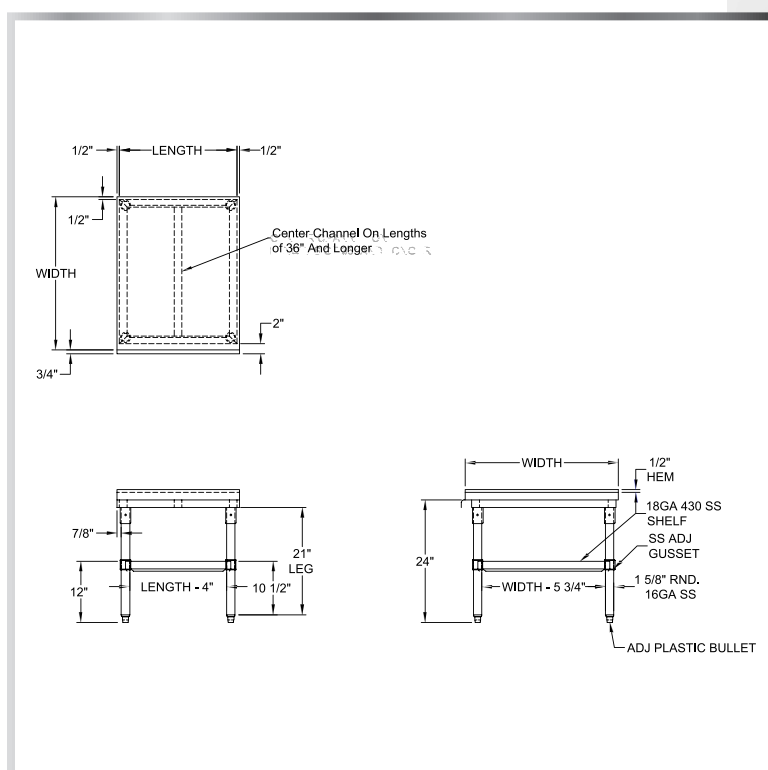
- 18 Gauge 430 Series Stainless Steel Top
 - Stainless Steel Lower Shelf
 - Stainless Steel Legs and Bullet Feet



FEATURES

- 2" Turned Up Edge on Back and Sides
- Adjustable Lower Shelf and Bullet Feet
- *ESS-7230 Has 6 Legs

To Add Casters...See Page 125



MODEL NUMBER	LENGTH	WIDTH
ESS-1530	16"	30"
ESS-1830	19"	30"
ESS-2430	25"	30"
ESS-3630	37"	30"
ESS-4830	49"	30"
ESS-6030	61"	30"
ESS-7230*	73"	30"

(609) 642 - 8389 | SALES@NBREQUIPMENT.COM | WWW.NBREQUIPMENT.COM

NBR EQUIPMENT, 10 ABEEL ROAD, CRANBURY, NJ 08512

ECONOMY EQUIPMENT STAND

STANDS - EQUIPMENT



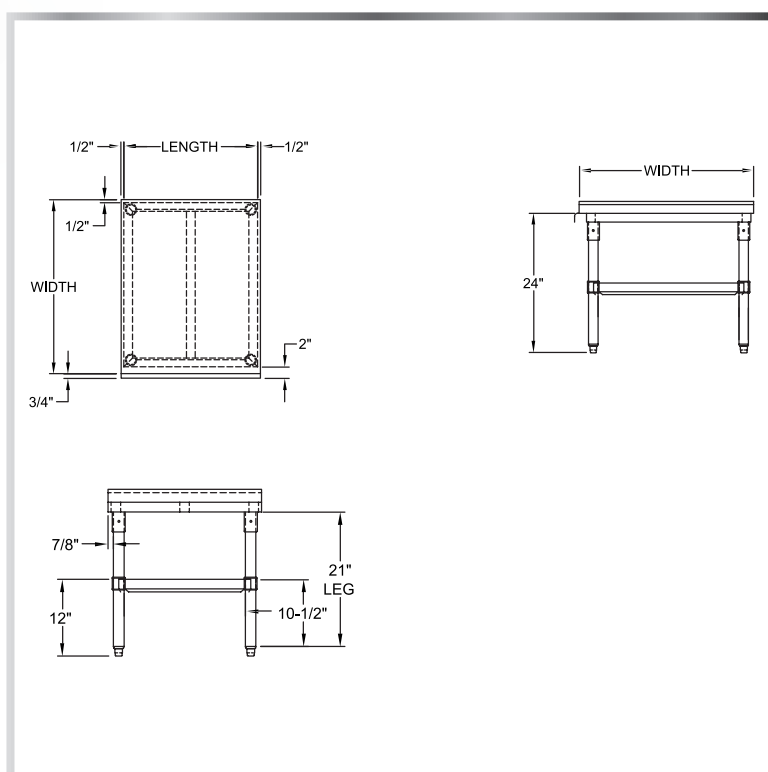
MATERIALS

- 18 Gauge 430 Series Stainless Steel Top
- Galvanized Legs and Lower Shelf
- Plastic Bullet Feet

FEATURES

- 2" Turned Up Edge on Back and Sides
- Adjustable Lower Shelf and Bullet Feet
 - *ESG-7230 Has 6 Legs

To Add Casters...See Page 125



MODEL NUMBER	LENGTH	WIDTH
ESG-1530	16"	30"
ESG-1830	19"	30"
ESG-2430	25"	30"
ESG-3630	37"	30"
ESG-4830	49"	30"
ESG-6030	61"	30"
ESG-7230*	73"	30"

(609) 642 - 8389 | SALES@NBREQUIPMENT.COM | WWW.NBREQUIPMENT.COM

NBR EQUIPMENT, 10 ABEEL ROAD, CRANBURY, NJ 08512

PREMIUM MACHINE STAND

STANDS - MACHINE



MATERIALS

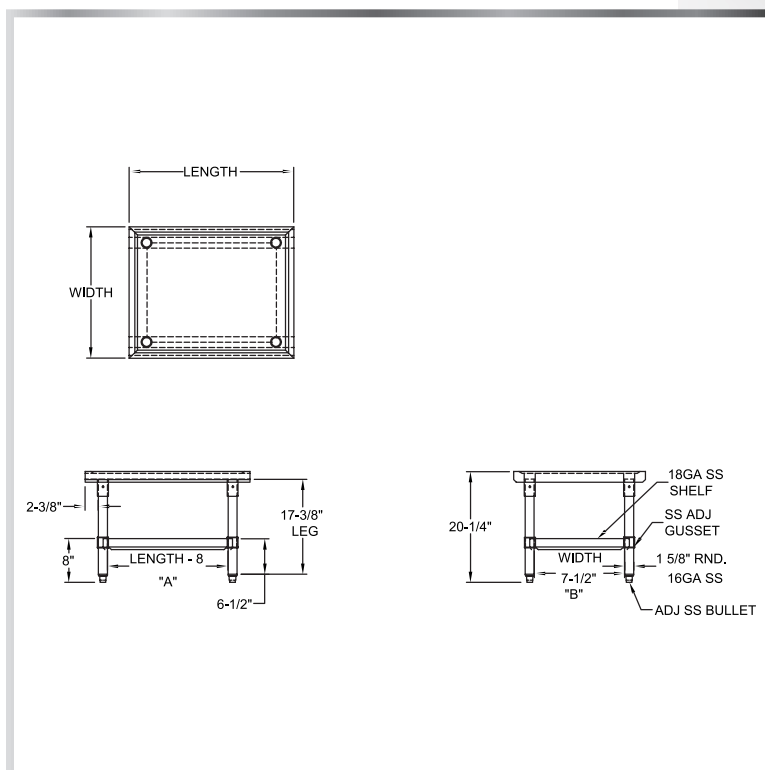
- 14 Gauge 304 Stainless Steel Top
- Stainless Steel Lower Shelf, Legs, and Bullet Feet



FEATURES

- Marine Edges
- Adjustable Lower Shelf and Bullet Feet
- Heavy Duty

To Add Casters...See Page 125



MODEL NUMBER	LENGTH	WIDTH
MSS-2424	24"	24"
MSS-3024	30"	24"
MSS-3030	30"	30"
MSS-3630	36"	30"

ECONOMY MACHINE STAND

STANDS - MACHINE



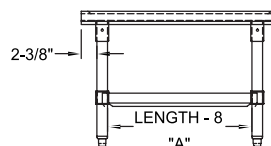
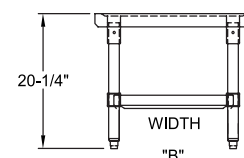
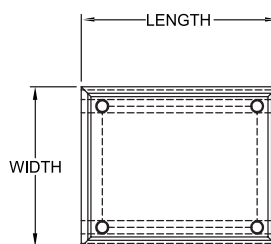
MATERIALS

- 14 Gauge 304 Stainless Steel Top
- Galvanized Lower Shelf, Legs, and Bullet Feet

FEATURES

- Marine Edges
- Adjustable Lower Shelf and Bullet Feet
 - Heavy Duty

To Add Casters...See Page 125



MODEL NUMBER	LENGTH	WIDTH
MSG-2424	24"	24"
MSG-3024	30"	24"
MSG-3030	30"	30"
MSG-3630	36"	30"

(609) 642 - 8389 | SALES@NBREQUIPMENT.COM | WWW.NBREQUIPMENT.COM

NBR EQUIPMENT, 10 ABEEL ROAD, CRANBURY, NJ 08512

MIXER STAND

STANDS - MIXER



MATERIALS

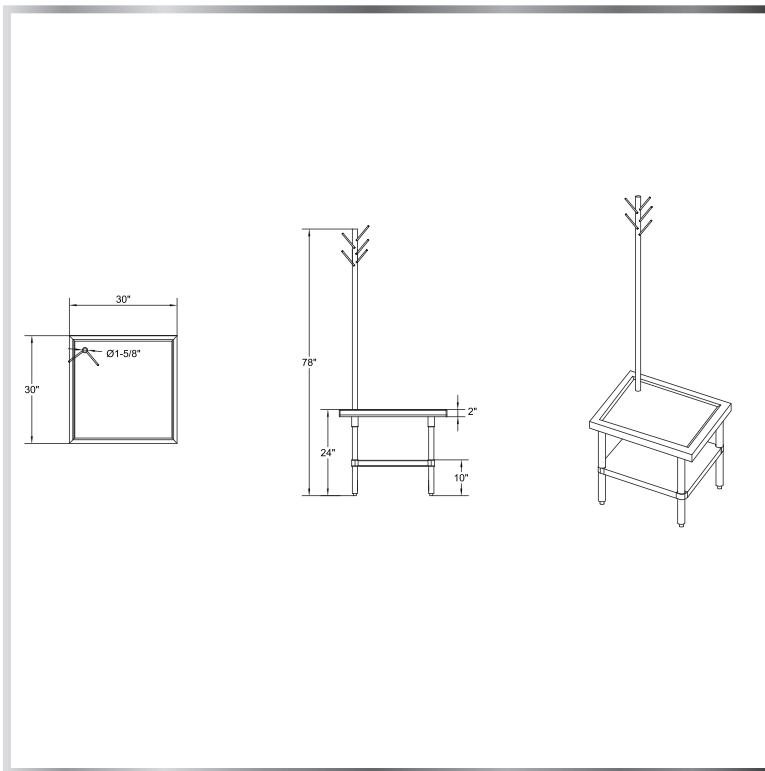
- 14 Gauge 304 Stainless Steel Top
- 18 Gauge 304 Stainless Steel Undershelf With Aluminum Corners
- Stainless Steel Cross-Bracing, Legs, and Bullet Feet



FEATURES

- Marine Edges
- Adjustable Undershelf and Bullet Feet
- 78" High Stainless Steel Utensil Rack with Stainless Steel Hooks

To Add Casters...See Page 125



MODEL NUMBER

MSS-3030UR

LENGTH

30"

WIDTH

30"

HEAVY DUTY CORNER WORK CABINET WITH ENCLOSED BASE

CABINETS - CORNER

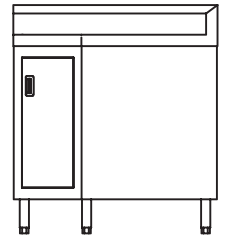
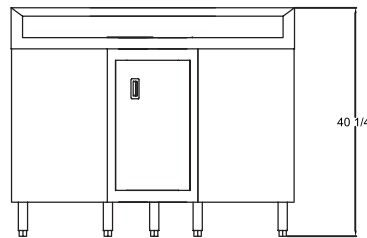
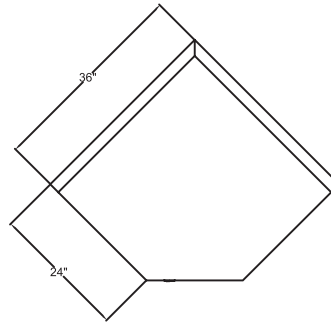


MATERIALS

- 14 Gauge 304 Stainless Steel Top
- 18 Gauge 304 Stainless Steel Base
- Stainless Steel Middle Shelf, Legs, and Panels on Sides and Rear

FEATURES

- 5" Backsplash
- Enclosed Cabinet Base
- Fully Welded and Assembled
- Adjustable Middle Shelf and Fixed Lower Shelf
- One Hinged Door
- Adjustable Legs



MODEL NUMBER	LENGTH	WIDTH
TCBC-3624R5	36"	24"
TCBC-4830R5	48"	30"

(609) 642 - 8389 | SALES@NBREQUIPMENT.COM | WWW.NBREQUIPMENT.COM

NBR EQUIPMENT, 10 ABEEL ROAD, CRANBURY, NJ 08512

CORNER CABINET WITH SINK

CABINETS - CORNER



MATERIALS

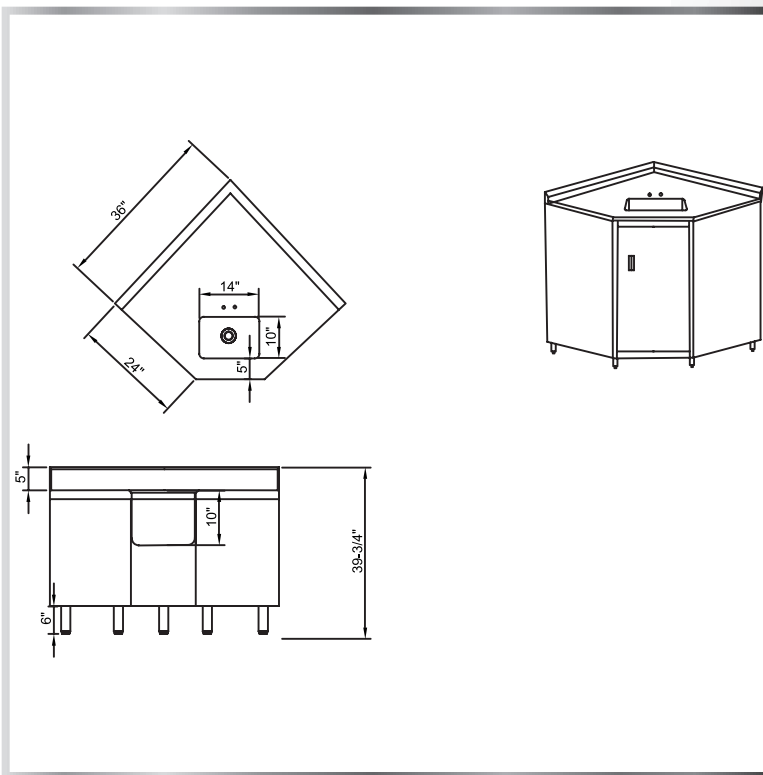
- 14 Gauge 304 Series Stainless Steel Top
- 18 Gauge 304 Series Stainless Steel Base
- Stainless Steel Legs and Panels on Sides and Rear



FEATURES

- 14" x 10" x 10" Welded-In Sink Bowl
- Enclosed Cabinet Base
- Comes Fully Welded and Assembled
- One Hinged Door
- Adjustable Legs
- Drain Basket Included

Include a Faucet With Your Order!
(See Pages 77-80)



MODEL NUMBER	BOWL SIZE L X W X H	LENGTH	WIDTH
TCBC-3624R5-1410	14" x 10" x 10"	36"	24"

OPEN FRONT DISH CABINET

CABINETS - DISH

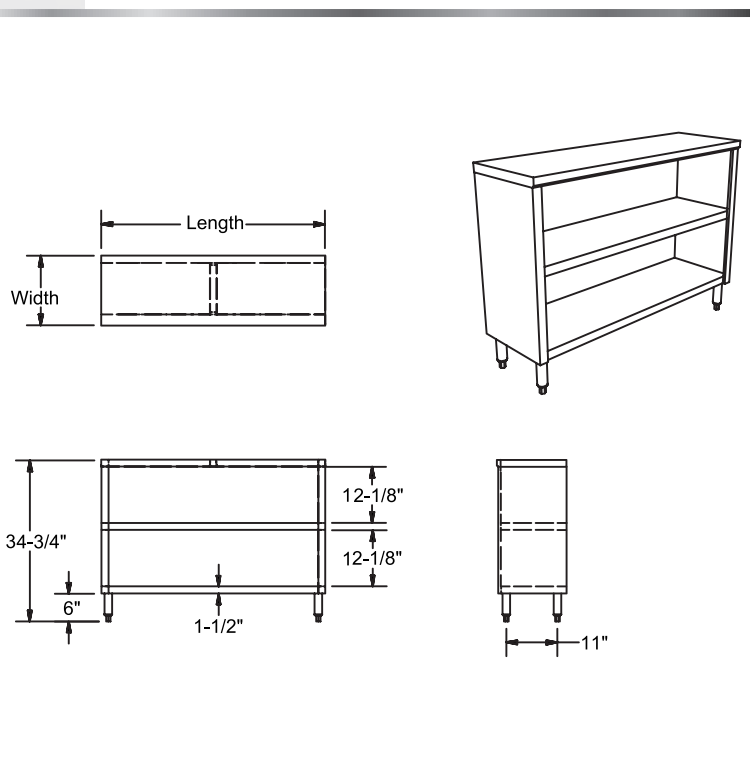


MATERIALS

- 14 Gauge 304 Stainless Steel Top
- 18 Gauge Stainless Steel Base
- Stainless Steel Legs and Bullet Feet

FEATURES

- Fixed Middle Shelf Position
 - Adjustable Bullet Feet



MODEL NUMBER	LENGTH	WIDTH
DC-1536	36"	15"
DC-1548	48"	15"
DC-1560	60"	15"
DC-1572	72"	15"
DC-1836	36"	18"
DC-1848	48"	18"
DC-1860	60"	18"
DC-1872	72"	18"

(609) 642 - 8389 | SALES@NBREQUIPMENT.COM | WWW.NBREQUIPMENT.COM

NBR EQUIPMENT, 10 ABEEL ROAD, CRANBURY, NJ 08512

WALL CABINET - OPEN FRONT

CABINETS - WALL



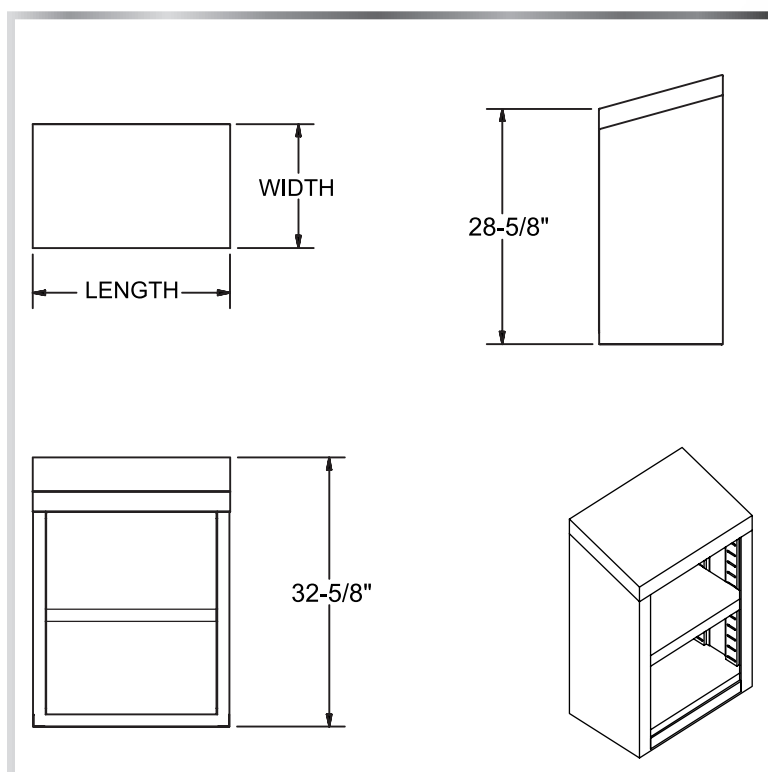
MATERIALS

- 18 Gauge 304 Stainless Steel Construction



FEATURES

- Easy Mount to Wall
- Adjustable Middle Shelf



MODEL NUMBER	LENGTH	WIDTH
WCO-1524	24"	15"
WCO-1530	30"	15"
WCO-1536	36"	15"
WCO-1548	48"	15"

WALL CABINET WITH DOORS

CABINETS - WALL

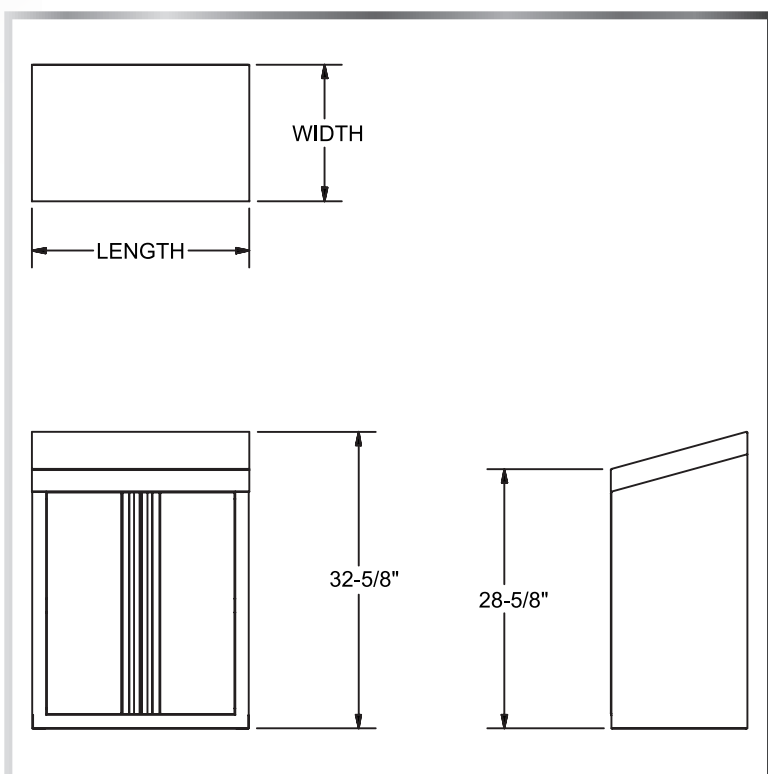


MATERIALS

- 18 Gauge 304 Stainless Steel Construction

FEATURES

- Easy Mount to Wall
- Adjustable Middle Shelf
- Two Solid Double-Pin Hinged Doors



MODEL NUMBER	LENGTH	WIDTH
WCH-1524	24"	15"
WCH-1530	30"	15"
WCH-1536	36"	15"
WCH-1548	48"	15"

(609) 642 - 8389 | SALES@NBREQUIPMENT.COM | WWW.NBREQUIPMENT.COM

NBR EQUIPMENT, 10 ABEEL ROAD, CRANBURY, NJ 08512

SELF-CLOSING TABLE DRAWER & DRAWER PANS



WORKTABLES - ACCESSORIES

MATERIALS

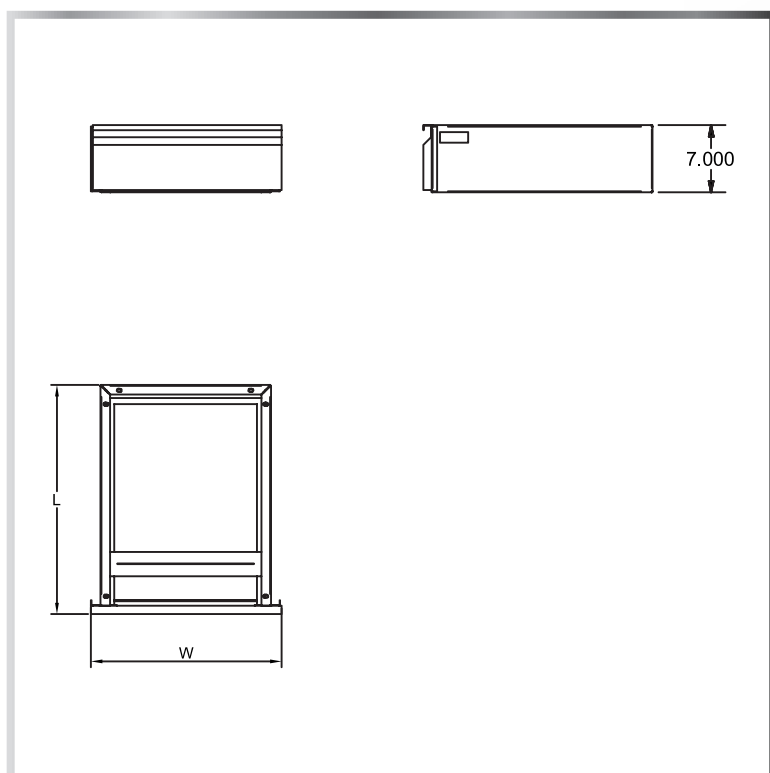
- 18 Gauge 304 Stainless Steel; Fabricated



FEATURES

- 200 lbs. Capacity
- Universal Mounting Kit Included
- ADA Compliant
- Drawer Pan 5" Deep

*****TDR-1820 and TDR-1820L Fit On 18" Wide Tables ONLY*****





MODEL NUMBER	LENGTH	WIDTH	LOCK
TDR-1820*	21"	21- ⁷ / ₈ "	No Lock
TDR-1820L*	21"	21- ⁷ / ₈ "	With Lock
TDR-2015	23"	17- ⁷ / ₈ "	No Lock
TDR-2015L	23"	17- ⁷ / ₈ "	With Lock
TDR-2020	23"	23- ⁷ / ₈ "	No Lock
TDR-2020L	23"	23- ⁷ / ₈ "	With Lock
PAN-2015	20"	15"	N/A
PAN-2020	20"	20"	N/A



(609) 642 - 8389 | SALES@NBREQUIPMENT.COM | WWW.NBREQUIPMENT.COM

NBR EQUIPMENT, 10 ABEEL ROAD, CRANBURY, NJ 08512


TABLE ACCESSORIES



MODEL NUMBER	FT-RSP	FT-RP	FT-RSF	FT-RSFH	LS-G
NAME	Adjustable Bullet Foot	Adjustable Bullet Foot	Adjustable Round Flange Foot	Adjustable Round Flange Foot	Leg Socket
SIZE	1-5/8"	1-5/8"	1-5/8"	1-5/8"	1-5/8"
DESCRIPTION	Round and Adjustable	Round and Adjustable	Round and Adjustable	Round and Adjustable	Round
MATERIAL	Stainless Steel/Plastic	Plastic	Stainless Steel	Stainless Steel	Galvanized Steel
PLATE	No Plate	No Plate	With Plate (0 Holes)	With Plate (2 Holes)	No Plate



MODEL NUMBER	LS-GP	LS-S	LS-SP	LS-1	LSM-S
NAME	Leg Socket	Leg Socket	Leg Socket	Leg With Plate	Mini Leg Socket
SIZE	1-5/8"	1-5/8"	1-5/8"	1-5/8" x 6"	Fits 1-5/8" Tubing
DESCRIPTION	Square	Round	Square	Square	Double-Bevelled Gusset
MATERIAL	Galvanized Steel	Stainless Steel	Stainless Steel	Stainless Steel	Stainless Steel
PLATE	With Plate (4 Holes)	No Plate	With Plate (4 Holes)	With Plate (4 Holes)	No Plate



MODEL NUMBER	3TP-5-PU-B	3TP-5-PU-B-TLB	ES-5-PU-B	ES-5-PU-B-TLB	SD-1
NAME	Caster With Top Plate	Caster With Top Plate & Brake	Caster With Adjustable Stem	Caster With Adj Stem & Brake	Soap Dispenser
SIZE	6"H	6"H	6"H	6"H	Fits In 1" Hole
DESCRIPTION	2-3/8" x 3-5/8" Plate, 1-1/4"W Wheel, 5" Diameter	2-3/8" x 3-5/8" Plate, 1-1/4"W Wheel, 5" Diameter	1-1/4"W Wheel, 5" Diameter, Ball Bearing	1-1/4"W Wheel, 5" Diameter, Ball Bearing	

TABLE ACCESSORIES





MODEL NUMBER	CASTER LEG SETS
LC-G4	Casters, 5" Set of 4, Two With Brakes Two Without, with Galvanized Legs for Overall Height of 35-1/2" Standard Table
LC-G6	Casters, 5" Set of 6, Two With Brakes Four Without, with Galvanized Legs for Overall Height of 35-1/2" Standard Table
LC-S4	Casters, 5" Set of 4, Two With Brakes Two Without, with Stainless Steel Legs for Overall Height of 35-1/2" Standard Table
LC-S6	Casters, 5" Set of 6, Two With Brakes Four Without, with Stainless Steel Legs for Overall Height of 35-1/2" Standard Table

**See Details on
Page 136*



MODEL NUMBER	LC-S	LC-G	FT-RS	FT-RG	*PR-T24
NAME	Stainless Steel Caster Leg	Galvanized Caster Leg	Adjustable Bullet Foot	Adjustable Bullet Foot	Pot Rack & Utensil Bar
SIZE	1-5/8"D, 28-3/4"L	1-5/8"D, 28-3/4"L	1-5/8"	1-5/8"	Fits 24" Tables
MATERIAL	Stainless Steel	Galvanized Steel	Stainless Steel	Galvanized Steel	Stainless Steel



MODEL NUMBER	HK1	HK2	BR-1	BR-2	BR-3
NAME	Single Prong Hook For Pot Racks	Double Prong Hook For Pot Racks	End Cross-Brace Fitting	Corner Cross-Brace Fitting	Center Cross-Brace Fitting
SIZE	1/4" Rod	1/4" Rod	1-1/4" Bracing	1-1/4" Bracing	1-1/4" Bracing
MATERIAL	Stainless Steel	Stainless Steel	Aluminum	Aluminum	Aluminum

CROSS-BRACE SETS & WORKTABLE LEGS



MODEL NUMBER	LT-S	LT-G	LT-S4	LT-G4
NAME	Stainless Steel Worktable Leg	Galvanized Steel Worktable Leg	Stainless Steel Worktable Legs Set	Galvanized Steel Worktable Legs Set
SIZE	1-5/8"D, 33-1/4"L	1-5/8"D, 33-1/4"L	(4) 1-5/8"D, 33-1/4"L	(4) 1-5/8"D, 33-1/4"L
MATERIAL	Stainless Steel	Galvanized Steel	Stainless Steel	Galvanized Steel



MODEL NUMBER	DESCRIPTION
CRG-2424	Galvanized, (3) CBSRG-24, (2) BR-1 (2) BR-2, Fits 24" X 24" Worktables
CRG-2430	Galvanized, (2) CBSRG-24, (1) CBBRG-30, (2) BR-1 (2) BR-2, Fits 30" X 24" Worktables
CRG-2436	Galvanized, (2) CBSRG-24, (1) CBBRG-36, (2) BR-1 (2) BR-2, Fits 36" X 24" Worktables
CRG-2448	Galvanized, (2) CBSRG-24, (1) CBBRG-48, (2) BR-1 (2) BR-2, Fits 48" X 24" Worktables
CRG-2460	Galvanized, (2) CBSRG-24, (1) CBBRG-60, (2) BR-1 (2) BR-2, Fits 60" X 24" Worktables
CRG-2472	Galvanized, (2) CBSRG-24, (1) CBBRG-72, (2) BR-1 (2) BR-2, Fits 72" X 24" Worktables
CRG-2484	Galvanized, (3) CBSRG-24, (2) CBBRG-84, (3) BR-1, (2) BR-2 & (1) BR-3, Fits 84" X 24" Worktables
CRG-2496	Galvanized, (3) CBSRG-24, (2) CBBRG-96, (3) BR-1, (2) BR-2 & (1) BR-3, Fits 96" X 24" Worktables
CRG-3030	Galvanized, (2) CBSRG-30, (1) CBBRG-30, (2) BR-1 (2) BR-2, Fits 30" X 30" Worktables
CRG-3036	Galvanized, (2) CBSRG-30, (1) CBBRG-36, (2) BR-1 (2) BR-2, Fits 36" X 30" Worktables
CRG-3048	Galvanized, (2) CBSRG-30, (1) CBBRG-48, (2) BR-1 (2) BR-2, Fits 48" X 30" Worktables
CRG-3060	Galvanized, (2) CBSRG-30, (1) CBBRG-60, (2) BR-1 (2) BR-2, Fits 60" X 30" Worktables
CRG-3072	Galvanized, (2) CBSRG-30, (1) CBBRG-72, (2) BR-1 (2) BR-2, Fits 72" X 30" Worktables
CRG-3084	Galvanized, (3) CBSRG-30, (2) CBBRG-84, (3) BR-1, (2) BR-2 & (1) BR-3, Fits 84" X 30" Worktables
CRG-3096	Galvanized, (3) CBSRG-30, (2) CBBRG-96, (3) BR-1, (2) BR-2 & (1) BR-3, Fits 96" X 30" Worktables
CRS-2424	Stainless, (3) CBSRS-24, (2) BR-1 (2) BR-2, Fits 24" X 24" Worktables
CRS-2430	Stainless, (2) CBSRS-24, (1) CBBRS-30, (2) BR-1 (2) BR-2, Fits 30" X 24" Worktables
CRS-2436	Stainless, (2) CBSRS-24, (1) CBBRS-36, (2) BR-1 (2) BR-2, Fits 36" X 24" Worktables
CRS-2448	Stainless, (2) CBSRS-24, (1) CBBRS-48, (2) BR-1 (2) BR-2, Fits 48" X 24" Worktables
CRS-2460	Stainless, (2) CBSRS-24, (1) CBBRS-60, (2) BR-1 (2) BR-2, Fits 60" X 24" Worktables
CRS-2472	Stainless, (2) CBSRS-24, (1) CBBRS-72, (2) BR-1 (2) BR-2, Fits 72" X 24" Worktables
CRS-2484	Stainless, (3) CBSRS-24, (2) CBBRS-84, (3) BR-1, (2) BR-2 & (1) BR-3, Fits 84" X 24" Worktables
CRS-2496	Stainless, (3) CBSRS-24, (2) CBBRS-96, (3) BR-1, (2) BR-2 & (1) BR-3, Fits 96" X 24" Worktables
CRS-3030	Stainless, (2) CBSRS-30, (1) CBBRS-30, (2) BR-1 (2) BR-2, Fits 30" X 30" Worktables
CRS-3036	Stainless, (2) CBSRS-30, (1) CBBRS-36, (2) BR-1 (2) BR-2, Fits 36" X 30" Worktables
CRS-3048	Stainless, (2) CBSRS-30, (1) CBBRS-48, (2) BR-1 (2) BR-2, Fits 48" X 30" Worktables
CRS-3060	Stainless, (2) CBSRS-30, (1) CBBRS-60, (2) BR-1 (2) BR-2, Fits 60" X 30" Worktables
CRS-3072	Stainless, (2) CBSRS-30, (1) CBBRS-72, (2) BR-1 (2) BR-2, Fits 72" X 30" Worktables
CRS-3084	Stainless, (3) CBSRS-30, (2) CBBRS-84, (3) BR-1, (2) BR-2 & (1) BR-3, Fits 84" X 30" Worktables
CRS-3096	Stainless, (3) CBSRS-30, (2) CBBRS-96, (3) BR-1, (2) BR-2 & (1) BR-3, Fits 96" X 30" Worktables
CRS-3648	Stainless, (2) CBSRS-36, (1) CBBRS-48, (2) BR-1 (2) BR-2, Fits 48" X 36" Worktables
CRS-3660	Stainless, (2) CBSRS-36, (1) CBBRS-60, (2) BR-1 (2) BR-2, Fits 60" X 36" Worktables
CRS-3672	Stainless, (2) CBSRS-36, (1) CBBRS-72, (2) BR-1 (2) BR-2, Fits 72" X 36" Worktables

SINGLE RACK OVER SHELF FOR REFRIGERATED UNITS



SHELVING - REFRIGERATION

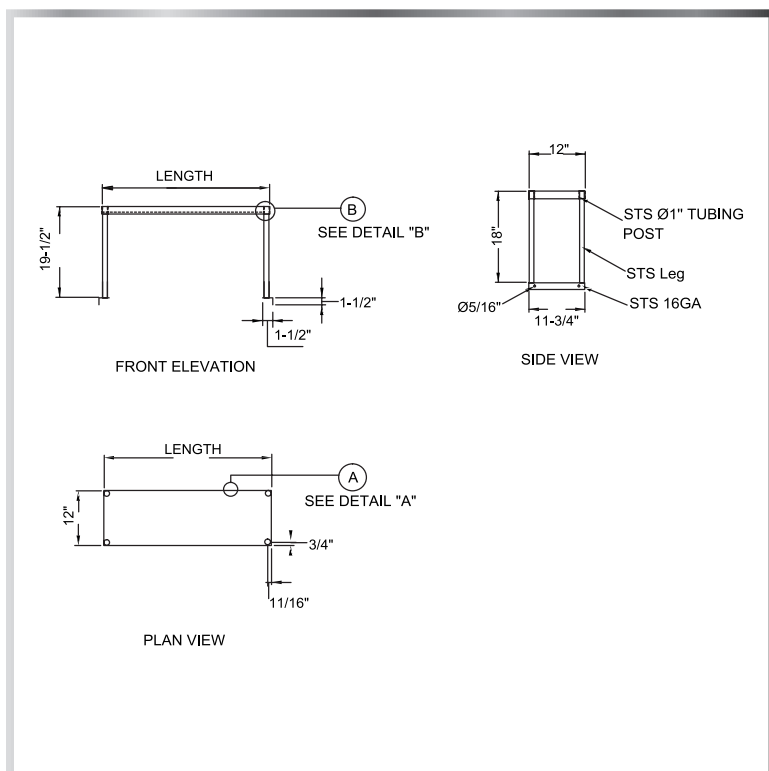
MATERIALS

- 18 Gauge 304 Stainless Steel



FEATURES

- One Fixed Rack
- Square Turndown Edges
- Custom Refrigerator Counter Mounting Brackets Included



MODEL NUMBER	LENGTH	WIDTH
PSMS-1248S	48"	12"
PSMS-1260S	60"	12"
PSMS-1272S	72"	12"
PSMS-1848S	48"	18"
PSMS-1860S	60"	18"
PSMS-1872S	72"	18"

(609) 642 - 8389 | SALES@NBREQUIPMENT.COM | WWW.NBREQUIPMENT.COM

NBR EQUIPMENT, 10 ABEEL ROAD, CRANBURY, NJ 08512

DOUBLE RACK OVER SHELF FOR REFRIGERATED UNITS

SHELVING - REFRIGERATION

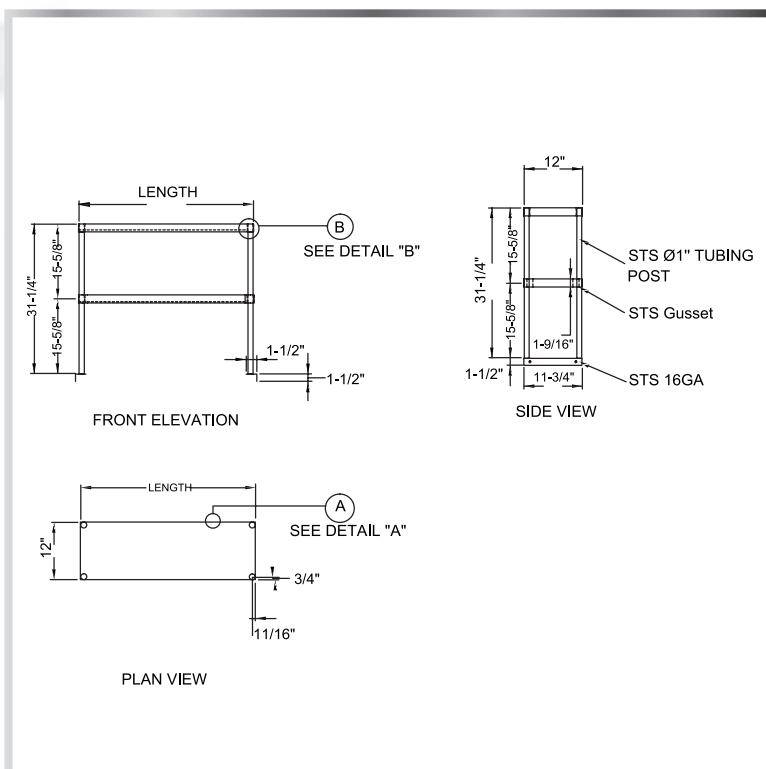


MATERIALS

- 18 Gauge 304 Stainless Steel

FEATURES

- Two Racks (1 Fixed, 1 Adjustable)
 - Square Turndown Edges
 - Custom Refrigerator Counter Mounting Brackets Included



MODEL NUMBER	LENGTH	WIDTH
PSMS-1248D	48"	12"
PSMS-1260D	60"	12"
PSMS-1272D	72"	12"
PSMS-1848D	48"	18"
PSMS-1860D	60"	18"
PSMS-1872D	72"	18"

(609) 642 - 8389 | SALES@NBREQUIPMENT.COM | WWW.NBREQUIPMENT.COM

NBR EQUIPMENT, 10 ABEEL ROAD, CRANBURY, NJ 08512

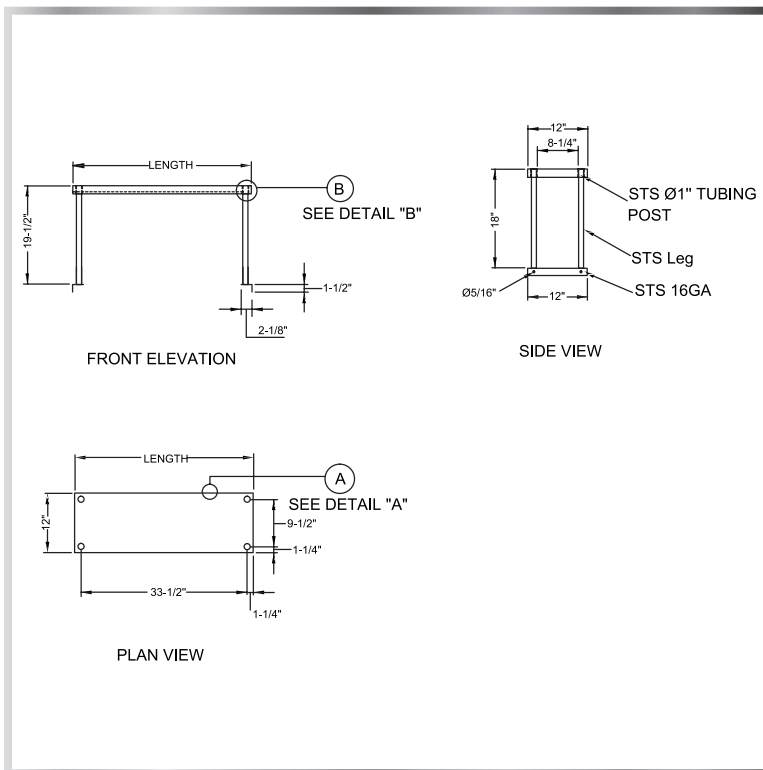
SINGLE RACK TABLE MOUNTED OVER SHELF



SHELVING - TABLE

MATERIALS

- 18 Gauge 304 Stainless Steel



FEATURES

- Includes Single Rack
- Square Turndown Edges

MODEL NUMBER	LENGTH	WIDTH
TMS-1236S	36"	12"
TMS-1248S	48"	12"
TMS-1260S	60"	12"
TMS-1272S	72"	12"
TMS-1296S	96"	12"

MODEL NUMBER	LENGTH	WIDTH
TMS-1836S	36"	18"
TMS-1848S	48"	18"
TMS-1860S	60"	18"
TMS-1872S	72"	18"
TMS-1896S	96"	18"

(609) 642 - 8389 | SALES@NBREQUIPMENT.COM | WWW.NBREQUIPMENT.COM

NBR EQUIPMENT, 10 ABEEL ROAD, CRANBURY, NJ 08512

DOUBLE RACK TABLE MOUNTED OVER SHELF

SHELVING - TABLE

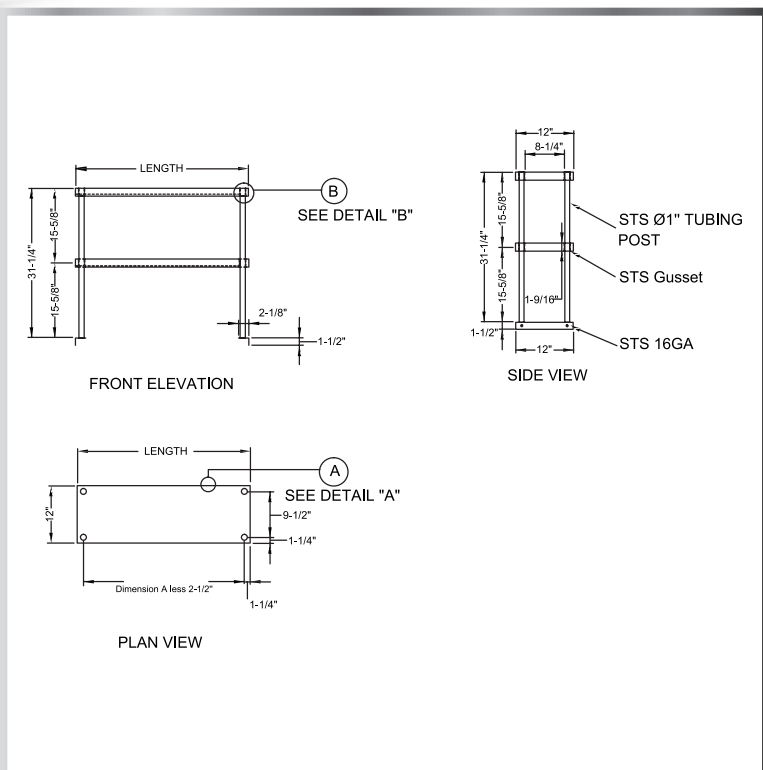


MATERIALS

- 18 Gauge 304 Stainless Steel

FEATURES

- Two Racks (1 Fixed, 1 Adjustable)
 - Square Turndown Edges



MODEL NUMBER	LENGTH	WIDTH
TMS-1236D	36"	12"
TMS-1248D	48"	12"
TMS-1260D	60"	12"
TMS-1272D	72"	12"
TMS-1296D	96"	12"

MODEL NUMBER	LENGTH	WIDTH
TMS-1836D	36"	18"
TMS-1848D	48"	18"
TMS-1860D	60"	18"
TMS-1872D	72"	18"
TMS-1896D	96"	18"

(609) 642 - 8389 | SALES@NBREQUIPMENT.COM | WWW.NBREQUIPMENT.COM

NBR EQUIPMENT, 10 ABEEL ROAD, CRANBURY, NJ 08512

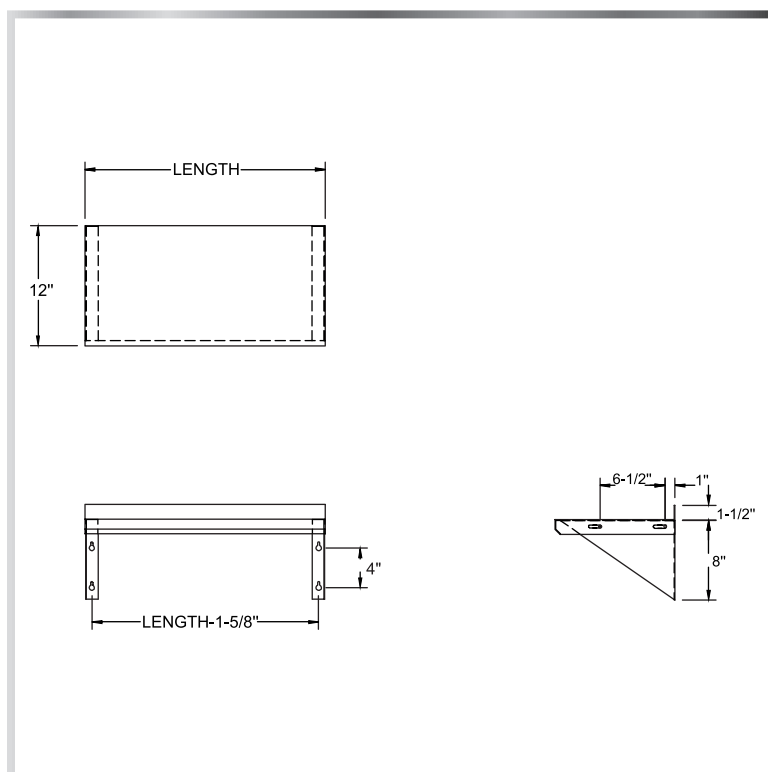
PREMIUM WALL SHELF

SHELVING - WALL



MATERIALS

- 18 Gauge 304 Stainless Steel



FEATURES

- 1-½" Backsplash
- Straight Safety Edge Front
- Includes Support Brackets and Mounting Kit (* 3 Brackets For Lengths 72" and Above)

MODEL NUMBER	LENGTH	WIDTH
WS-1224	24"	12"
WS-1230	30"	12"
WS-1236	36"	12"
WS-1248	48"	12"
WS-1260	60"	12"
WS-1272*	72"	12"
WS-1284*	84"	12"
WS-1296*	96"	12"

MODEL NUMBER	LENGTH	WIDTH
WS-1624	24"	16"
WS-1630	30"	16"
WS-1636	36"	16"
WS-1648	48"	16"
WS-1660	60"	16"
WS-1672*	72"	16"
WS-1684*	84"	16"
WS-1696*	96"	16"

(609) 642 - 8389 | SALES@NBREQUIPMENT.COM | WWW.NBREQUIPMENT.COM

NBR EQUIPMENT, 10 ABEEL ROAD, CRANBURY, NJ 08512

ECONOMY WALL SHELF

SHELVING - WALL



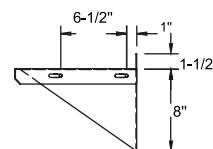
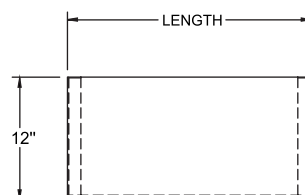
MATERIALS

- 18 Gauge 430 Series Stainless Steel

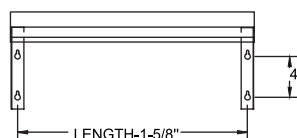


FEATURES

- 1-1/2" Backsplash
- Straight Safety Edge Front
- Includes Support Brackets and Mounting Kit (* 3 Brackets For Lengths 72" and Above)



*72"-96" WITH 3 SUPPORT BRACKETS



MODEL NUMBER	LENGTH	WIDTH
WS-1224E	24"	12"
WS-1236E	36"	12"
WS-1248E	48"	12"
WS-1260E	60"	12"
WS-1272E*	72"	12"
WS-1284E*	84"	12"
WS-1296E*	96"	12"

MODEL NUMBER	LENGTH	WIDTH
WS-1624E	24"	16"
WS-1636E	36"	16"
WS-1648E	48"	16"
WS-1660E	60"	16"
WS-1672E*	72"	16"
WS-1684E*	84"	16"
WS-1696E*	96"	16"

(609) 642 - 8389 | SALES@NBREQUIPMENT.COM | WWW.NBREQUIPMENT.COM

NBR EQUIPMENT, 10 ABEEL ROAD, CRANBURY, NJ 08512

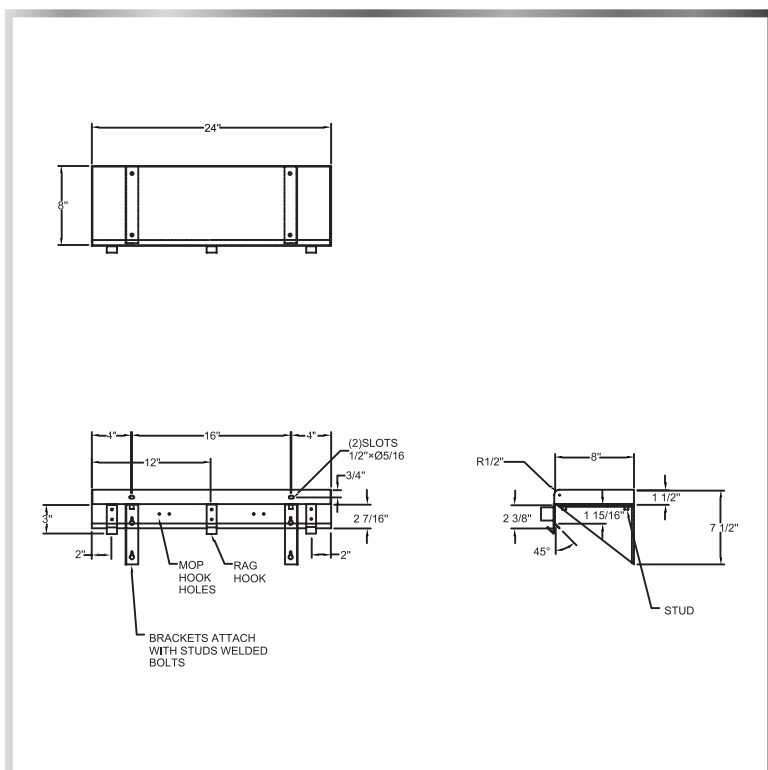
OPEN-BACK UTILITY SHELF

SHELVING - WALL



MATERIALS

- 18 Gauge 304 Stainless Steel



FEATURES

- Two Mop Hooks and Three Rag Hooks Mounted on Front
- Includes Mounting Kit

MODEL NUMBER

WS-US

LENGTH

24"

WIDTH

8"

(609) 642 - 8389 | SALES@NBREQUIPMENT.COM | WWW.NBREQUIPMENT.COM

NBR EQUIPMENT, 10 ABEEL ROAD, CRANBURY, NJ 08512

LAVATORY SHELF

SHELVING - WALL



WS-XXLS



WS-XXLSR

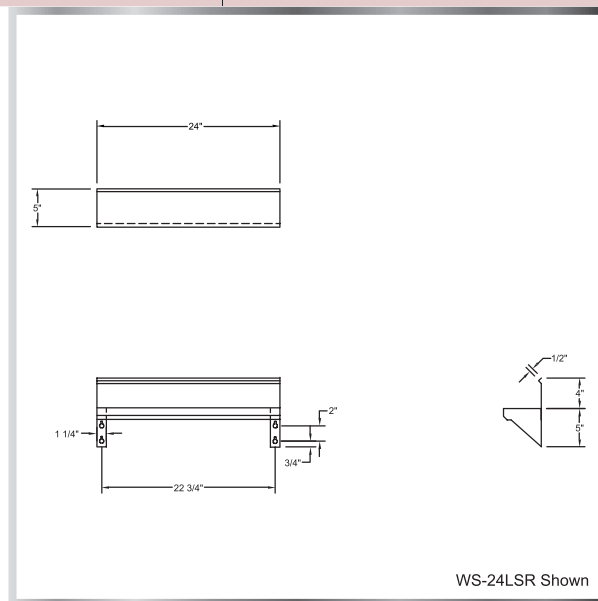
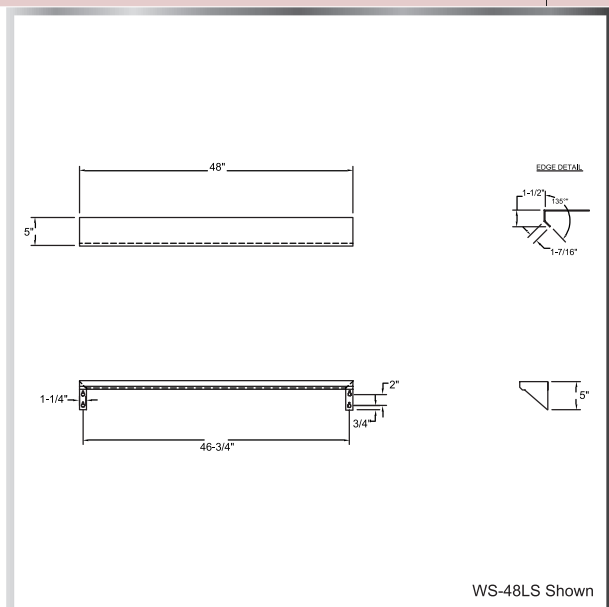
MATERIALS

- 16 Gauge 304 Stainless Steel

FEATURES

- 4" Backsplash (WS-XXLSR)
- Includes Brackets and Mounting Kit

MODEL NUMBER	LENGTH	WIDTH
WS-16LSR	16"	5"
WS-18LSR	18"	5"
WS-24LSR	24"	5"
WS-36LSR	36"	5"
WS-48LSR	48"	5"
WS-16LS	16"	5"
WS-18LS	18"	5"
WS-24LS	24"	5"
WS-36LS	36"	5"
WS-48LS	48"	5"



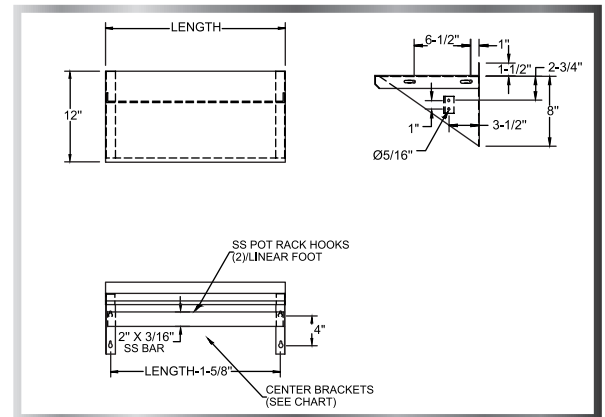
WALL SHELF WITH POT RACK BAR AND TABLE-MOUNTED POT RACK

SHELVING - WALL



MATERIALS

- 18 Gauge 304 Stainless Steel
- Stainless Steel Pot Rack Bar and Hooks



FEATURES

- 1-1/2" Backsplash
- Includes 1 Mounting Hook Per Foot In Length
- Straight Safety Edge Front

MODEL NUMBER	LENGTH	WIDTH	NUMBER OF HOOKS
PS-1224	24"	12"	4
PS-1236	36"	12"	6
PS-1248	48"	12"	8
PS-1260	60"	12"	10
PS-1272	72"	12"	12



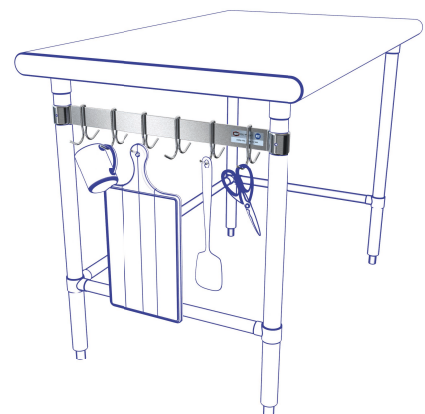
FEATURES

- Includes 6 Double Prong Hooks
- Fits Front to Back Between Table Legs

MODEL #	FITS TABLE WIDTH
PR-T24	24"
PR-T30	30"
PR-T36	36"

MATERIALS

- 304 Stainless Steel
- Stainless Steel Bar Welded to Gussets



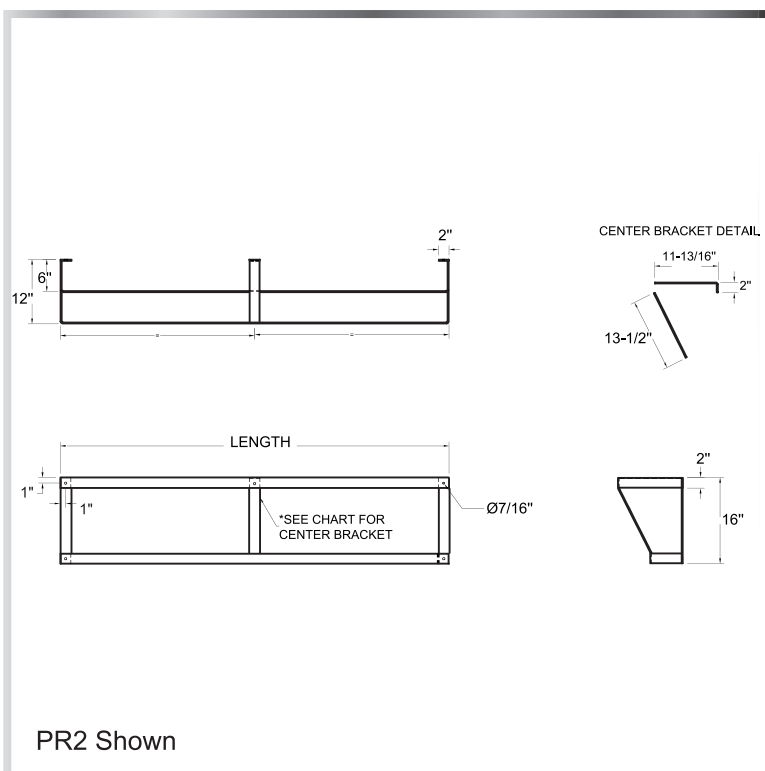
FLAT BAR POT RACK (SINGLE & DOUBLE BAR)



POT RACKS

MATERIALS

- 304 Stainless Steel



FEATURES

- Wall Mounted 2" Flat Bars
- Includes Stainless Steel Double Prong Hooks
- 12"D Top Bar (For Double)
- 6"D Bottom Bar (For Double)
- * Center Bracket For Lengths 72" and Above

MODEL NUMBER	LENGTH	WIDTH	NUMBER OF HOOKS
PR1-4	48"	12"	4
PR1-5	60"	12"	5
PR1-6	72"	12"	6
PR1-8	96"	12"	8
PR2-3	36"	12"	6
PR2-4	48"	12"	8
PR2-5	60"	12"	10
PR2-6*	72"	12"	12
PR2-8*	96"	12"	16

(609) 642 - 8389 | SALES@NBREQUIPMENT.COM | WWW.NBREQUIPMENT.COM

NBR EQUIPMENT, 10 ABEEL ROAD, CRANBURY, NJ 08512

CEILING MOUNTED POT RACK

POT RACKS

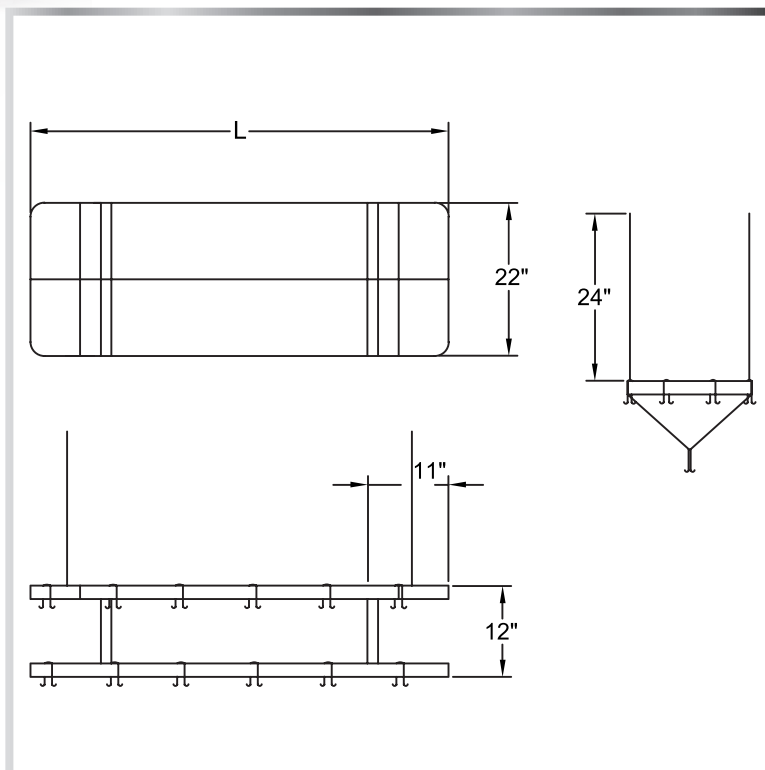


MATERIALS

- 304 Stainless Steel 2" x 1/4" Flat Bar
- 24" Stainless Steel Hanging Chains

FEATURES

- Triple Bar Design
- Includes Double Prong Stainless Steel Hooks
- All Units Shipped Knocked Down (Easy Assembly)



MODEL NUMBER	LENGTH	WIDTH	NUMBER OF HOOKS
CMPR-36	36"	22"	12
CMPR-48	48"	22"	12
CMPR-60	60"	22"	18
CMPR-72	72"	22"	18
CMPR-96	96"	22"	18

(609) 642 - 8389 | SALES@NBREQUIPMENT.COM | WWW.NBREQUIPMENT.COM

NBR EQUIPMENT, 10 ABEEL ROAD, CRANBURY, NJ 08512

OPEN-BACK MICROWAVE SHELF

SHELVING - MICROWAVE



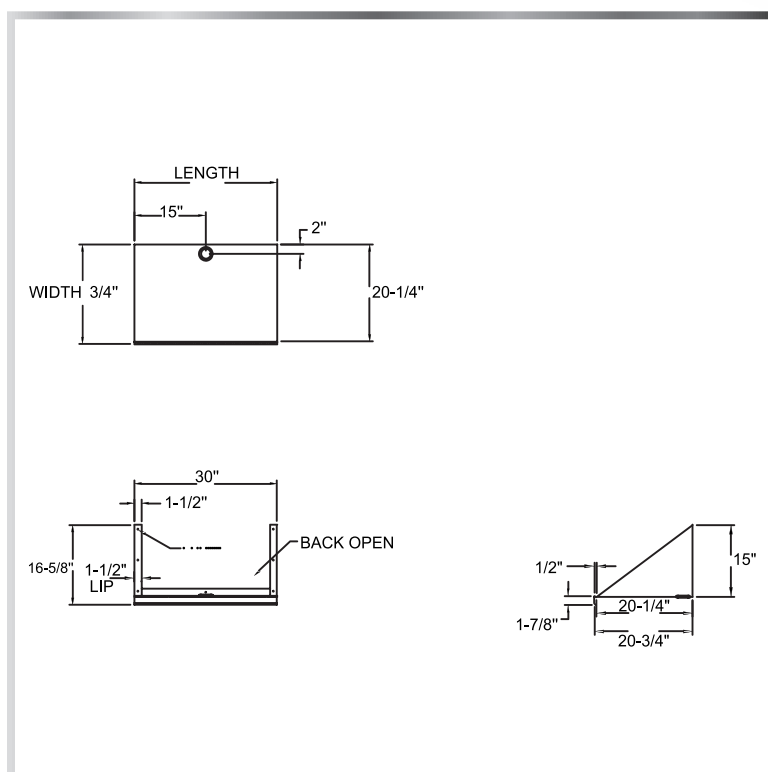
MATERIALS

- 18 Gauge 304 Stainless Steel



FEATURES

- Solid Base Wall Mounted Shelf
- 1-1/2" Mounting Back Lip
- 15" Angle Supports
- One Hole With Grommet for Appliance Cord
- Includes Mounting Kit



MODEL NUMBER	LENGTH	WIDTH
MWS-1824	24"	18"
MWS-2024	24"	20"
MWS-2424	24"	24"
MWS-2030	30"	20"

(609) 642 - 8389 | SALES@NBREQUIPMENT.COM | WWW.NBREQUIPMENT.COM

NBR EQUIPMENT, 10 ABEEL ROAD, CRANBURY, NJ 08512




CORNER GUARDS

SHELVING - CORNER GUARDS



CGO-XX



CGI-XX*



MATERIALS

- 16/304 Stainless Steel

FEATURES

- Outside and Inside* Guards
- Includes Adhesive Tape Backing

MODEL NUMBER	WIDTH	DEPTH	HEIGHT
CGO-48	2"	2"	48"
CGO-60	2"	2"	60"
CGO-72	2"	2"	72"
CGI-48*	2"	2"	48"
CGI-60*	2"	2"	60"
CGI-72*	2"	2"	72"

INNOVATING AT NBR:

Here at NBR, we are always looking to be innovative and offer new products.

Be on the look out for all that is NEW!

New Website Coming November 2023!!

Thank your for choosing NBR as we aim to Better Serve You!!!

INTRODUCING...

NBR WIRE SHELVING



SHELVING & RACK - WIRE SHELVING




FEATURES

- Wire Shelf, Post, and Wire Shelving S Hook
- (4) Sleeve Clips Per Shelf
- Gray Epoxy Finish



GY-P74

GY-W2430



GY-SH

MODEL NUMBER	DIMENSIONS
GY-W2430	30"W x 24"D
GY-P74	74"H
GY-SH	N/A

(609) 642 - 8389 | SALES@NBREQUIPMENT.COM | WWW.NBREQUIPMENT.COM

NBR EQUIPMENT, 10 ABEEL ROAD, CRANBURY, NJ 08512

DECK MOUNT SLIM HAND DUMP SINK

UNDERBAR - SINKS



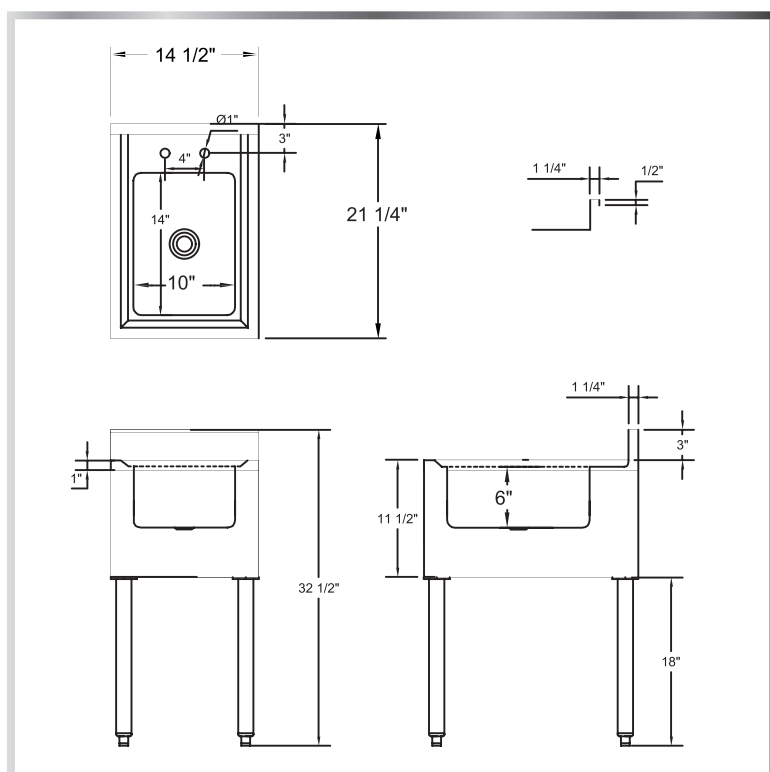
MATERIALS

- 18 Gauge 304 Stainless Steel; Fabricated
- Stainless Steel Legs and Cross-Bracing
- Plastic Adjustable Bullet Feet

FEATURES

- 4" On-Center Deck-Mounted Faucet Holes
 - 6" Deep Sink Bowl
 - 3" Backsplash
 - Free-Standing

Include a New 4" OC Faucet With Your Order!
(See Page 78)



MODEL NUMBER	BOWL SIZE L X W X H	LENGTH	WIDTH
UD-1-1014-1221V	10" x 14" x 6"	12"	21-1/4"
UD-1-1014-1421V	10" x 14" x 6"	14-1/2"	21-1/4"

WALL MOUNT SLIM HAND DUMP SINK

UNDERBAR - SINKS



MATERIALS

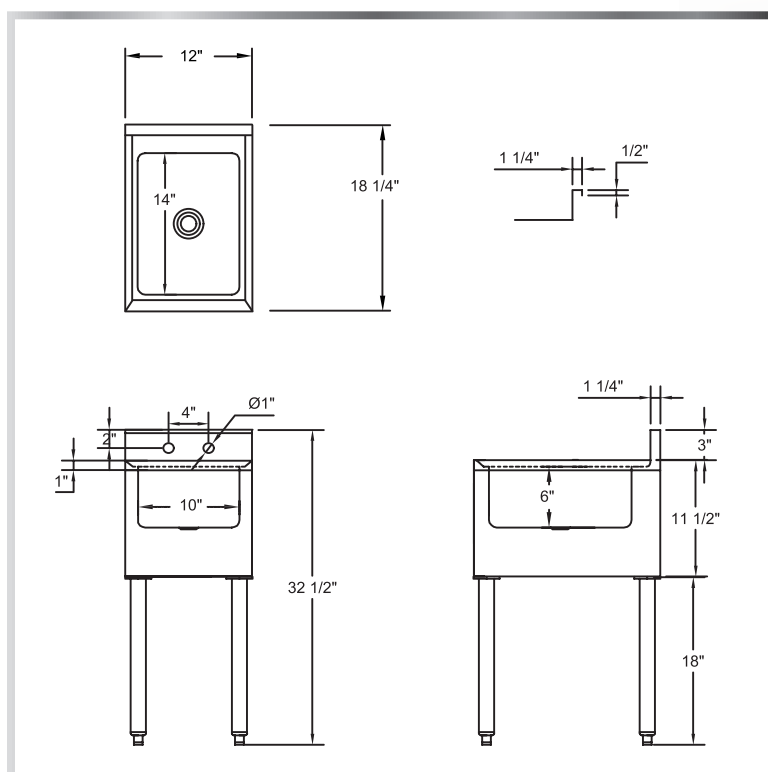
- 18 Gauge 304 Stainless Steel; Fabricated
- Stainless Steel Legs and Cross-Bracing
 - Plastic Adjustable Bullet Feet



FEATURES

- 4" On-Center Wall-Mounted Faucet Holes
- 6" Deep Sink Bowl
- 3" Backsplash
- Free-Standing

Include a New 4" OC Faucet With Your Order!
(See Page 78)



MODEL NUMBER	BOWL SIZE L X W X H	LENGTH	WIDTH
UW-1-1014-1418V	10" x 14" x 6"	14-1/2"	18-1/4"
UW-1-1014-1218V	10" x 14" x 6"	12"	18-1/4"

(609) 642 - 8389 | SALES@NBREQUIPMENT.COM | WWW.NBREQUIPMENT.COM

NBR EQUIPMENT, 10 ABEEL ROAD, CRANBURY, NJ 08512

SLIM UNDER-BAR SINK WITH SOAP & TOWEL DISPENSER

UNDERBAR - SINKS



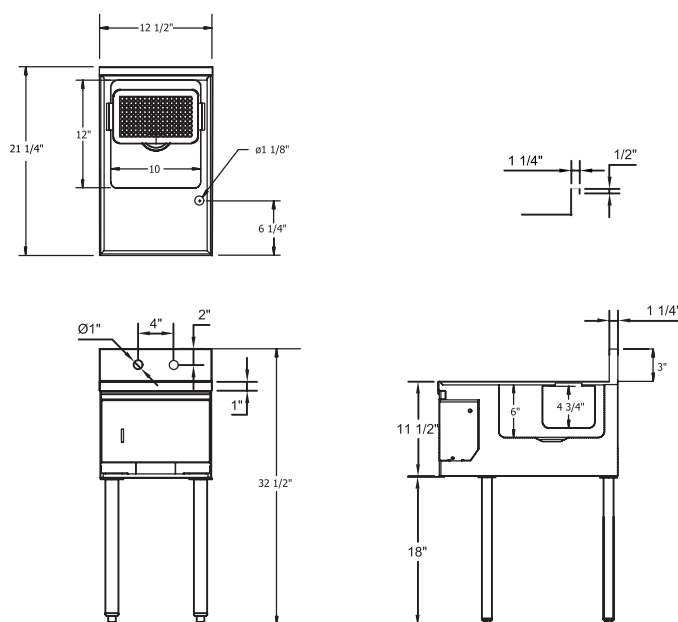
MATERIALS

- 18 Gauge 304 Stainless Steel; Fabricated
- Stainless Steel Legs and Cross-Bracing
- Plastic Adjustable Bullet Feet

FEATURES

- 4" On-Center Wall-Mounted Faucet Holes
 - 6" Deep Sink Bowl
 - Deck Mounted Soap Dispenser
 - Front Mounted Towel Dispenser
 - Includes Removable Drain Basket

Include a New 4" OC Faucet With Your Order!
(See Page 78)



MODEL NUMBER	BOWL SIZE L X W X H	LENGTH	WIDTH
UW-1-1012-1218-TDV	10" x 12" x 6"	12-1/2"	18-1/4"
UW-1-1012-1221-TDV	10" x 12" x 6"	12-1/2"	21-1/4"
UW-1-1012-1518-TDV	10" x 12" x 6"	15"	18-1/4"
UW-1-1012-1521-TDV	10" x 12" x 6"	15"	21-1/4"

SLIM UNDERBAR SINK

UNDERBAR - SINKS



MATERIALS

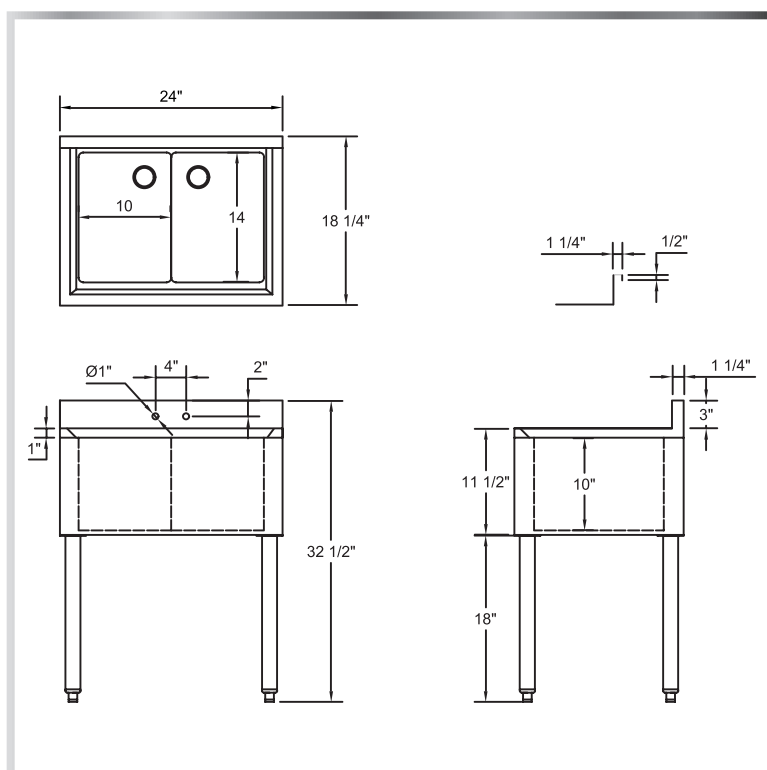
- 18 Gauge 304 Stainless Steel; Fabricated
- Stainless Steel Apron on Front and Sides
 - Stainless Steel Legs and Cross-Bracing
 - Plastic Adjustable Bullet Feet



FEATURES

- 4" On-Center Wall-Mounted Faucet Holes
- 10" Deep Sink Bowls
- Includes Drain Baskets and Removable Overflow Stand Pipes
- Marine Edges

Include a New 4" OC Faucet With Your Order!
(See Page 78)



MODEL NUMBER	BOWL SIZE L X W X H	LENGTH	WIDTH	NUMBER OF BOWLS
UW-2-101410-24	10" x 14" x 10"	24"	18-1/4"	2
UW-3-101410-36	10" x 14" x 10"	36"	18-1/4"	3
UW-4-101410-48	10" x 14" x 10"	48"	18-1/4"	4

(609) 642 - 8389 | SALES@NBREQUIPMENT.COM | WWW.NBREQUIPMENT.COM

NBR EQUIPMENT, 10 ABEEL ROAD, CRANBURY, NJ 08512

SLIM UNDERBAR 1-DRAINBOARD SINK (LEFT)

UNDERBAR - SINKS



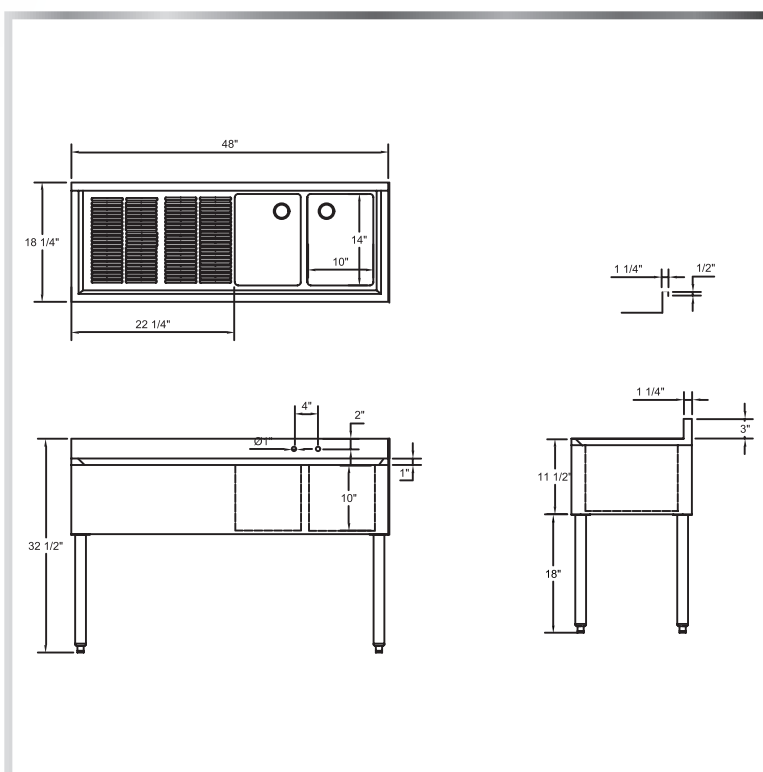
MATERIALS

- 18 Gauge 304 Stainless Steel; Fabricated
- Stainless Steel Apron on Front and Sides
- Stainless Steel Legs and Cross-Bracing
- Plastic Adjustable Bullet Feet

FEATURES

- 4" On-Center Wall-Mounted Faucet Holes
 - 10" Deep Sink Bowls
- Includes Drain Baskets and Removable Overflow Stand Pipes
 - Marine Edges

Include a New 4" OC Faucet With Your Order!
(See Page 78)



MODEL NUMBER	BOWL SIZE L X W X H	LENGTH	WIDTH	NUMBER OF BOWLS
UW-2-101410-36L	10" x 14" x 10"	36"	18-1/4"	2
UW-2-101410-48L	10" x 14" x 10"	48"	18-1/4"	2
UW-3-101410-48L	10" x 14" x 10"	48"	18-1/4"	3
UW-3-101410-60L	10" x 14" x 10"	60"	18-1/4"	3

(609) 642 - 8389 | SALES@NBREQUIPMENT.COM | WWW.NBREQUIPMENT.COM

NBR EQUIPMENT, 10 ABEEL ROAD, CRANBURY, NJ 08512

SLIM UNDERBAR 1-DRAINBOARD SINK (RIGHT)



UNDERBAR - SINKS

MATERIALS

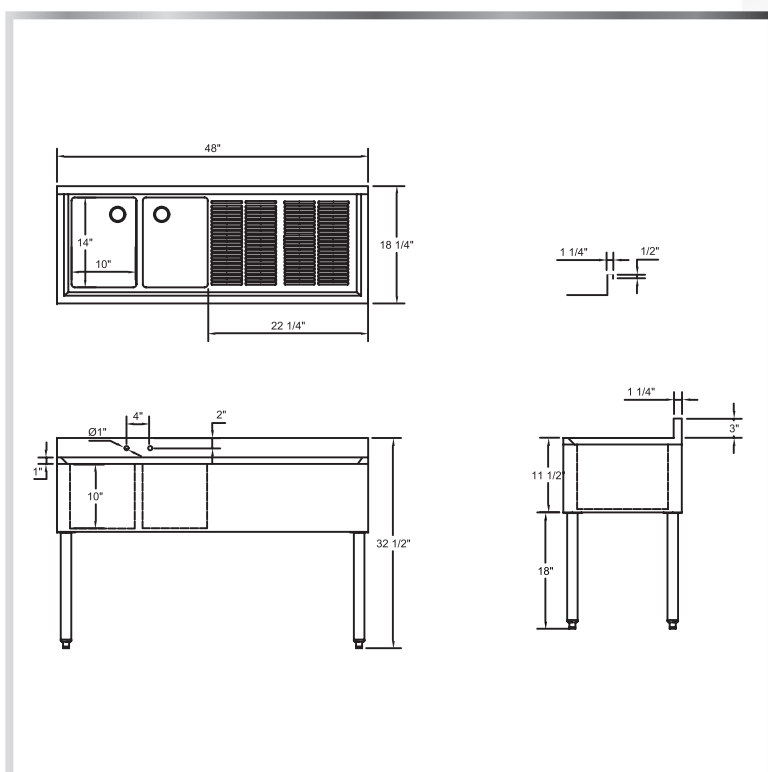
- 18 Gauge 304 Stainless Steel; Fabricated
- Stainless Steel Apron on Front and Sides
- Stainless Steel Legs and Cross-Bracing
 - Plastic Adjustable Bullet Feet



FEATURES

- 4" On-Center Wall-Mounted Faucet Holes
- 10" Deep Sink Bowls
- Includes Drain Baskets and Removable Overflow Stand Pipes
- Marine Edges

Include a New 4" OC Faucet With Your Order!
(See Page 78)



MODEL NUMBER	BOWL SIZE L X W X H	LENGTH	WIDTH	NUMBER OF BOWLS
UW-2-101410-36R	10" x 14" x 10"	36"	18-1/4"	2
UW-2-101410-48R	10" x 14" x 10"	48"	18-1/4"	2
UW-3-101410-48R	10" x 14" x 10"	48"	18-1/4"	3
UW-3-101410-60R	10" x 14" x 10"	60"	18-1/4"	3

(609) 642 - 8389 | SALES@NBREQUIPMENT.COM | WWW.NBREQUIPMENT.COM

NBR EQUIPMENT, 10 ABEEL ROAD, CRANBURY, NJ 08512

SLIM UNDERBAR 2-DRAINBOARD SINK

UNDERBAR - SINKS



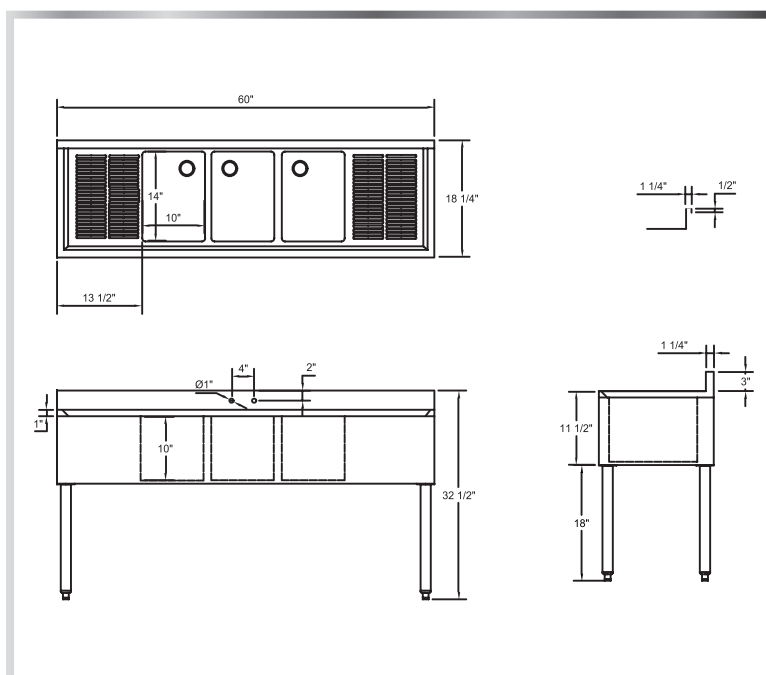
MATERIALS

- 18 Gauge 304 Stainless Steel; Fabricated
- Stainless Steel Apron on Front and Sides
- Stainless Steel Legs and Cross-Bracing
- Plastic Adjustable Bullet Feet

FEATURES

- 4" On-Center Wall-Mounted Faucet Holes
 - 10" Deep Sink Bowls
- Includes Drain Baskets and Removable Overflow Stand Pipes
 - Marine Edges

Include a New 4" OC Faucet With Your Order!
(See Page 78)



MODEL NUMBER	BOWL SIZE L X W X H	LENGTH	WIDTH	NUMBER OF BOWLS
UW-2-101410-48LR	10" x 14" x 10"	48"	18-1/4"	2
UW-3-101410-60LR	10" x 14" x 10"	60"	18-1/4"	3
UW-3-101410-72LR	10" x 14" x 10"	72"	18-1/4"	3
UW-3-101410-84LR	10" x 14" x 10"	84"	18-1/4"	3
UW-3-101410-96LR	10" x 14" x 10"	96"	18-1/4"	3
UW-4-101410-72LR	10" x 14" x 10"	72"	18-1/4"	4
UW-4-101410-84LR	10" x 14" x 10"	84"	18-1/4"	4
UW-4-101410-96LR	10" x 14" x 10"	96"	18-1/4"	4

(609) 642 - 8389 | SALES@NBREQUIPMENT.COM | WWW.NBREQUIPMENT.COM

NBR EQUIPMENT, 10 ABEEL ROAD, CRANBURY, NJ 08512

DECK MOUNT UNDERBAR SINK

UNDERBAR - SINKS



MATERIALS

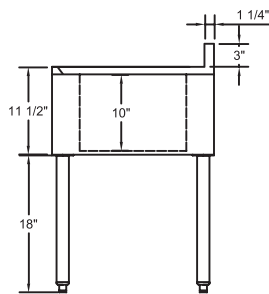
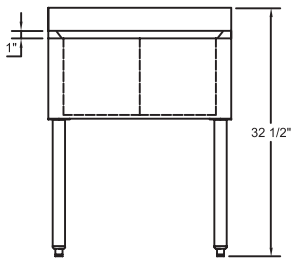
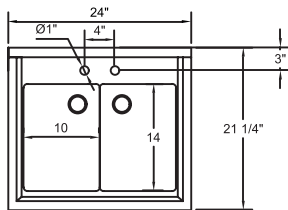
- 18 Gauge 304 Stainless Steel; Fabricated
- Stainless Steel Apron on Front and Sides
 - Stainless Steel Legs
 - Plastic Adjustable Bullet Feet



FEATURES

- 4" On-Center Deck-Mounted Faucet Holes
- 10" Deep Sink Bowls
- Includes Drain Baskets and Removable Overflow Stand Pipes
- Marine Edges

Include a New 4" OC Faucet With Your Order!
(See Page 78)



MODEL NUMBER	BOWL SIZE L X W X H	LENGTH	WIDTH	NUMBER OF BOWLS
UD-2-101410-24	10" x 14" x 10"	24"	21-1/4"	2
UD-3-101410-36	10" x 14" x 10"	36"	21-1/4"	3
UD-4-101410-48	10" x 14" x 10"	48"	21-1/4"	4

(609) 642 - 8389 | SALES@NBREQUIPMENT.COM | WWW.NBREQUIPMENT.COM

NBR EQUIPMENT, 10 ABEEL ROAD, CRANBURY, NJ 08512

DECK MOUNT UNDERBAR 1-DRAINBOARD SINK (LEFT)

UNDERBAR - SINKS



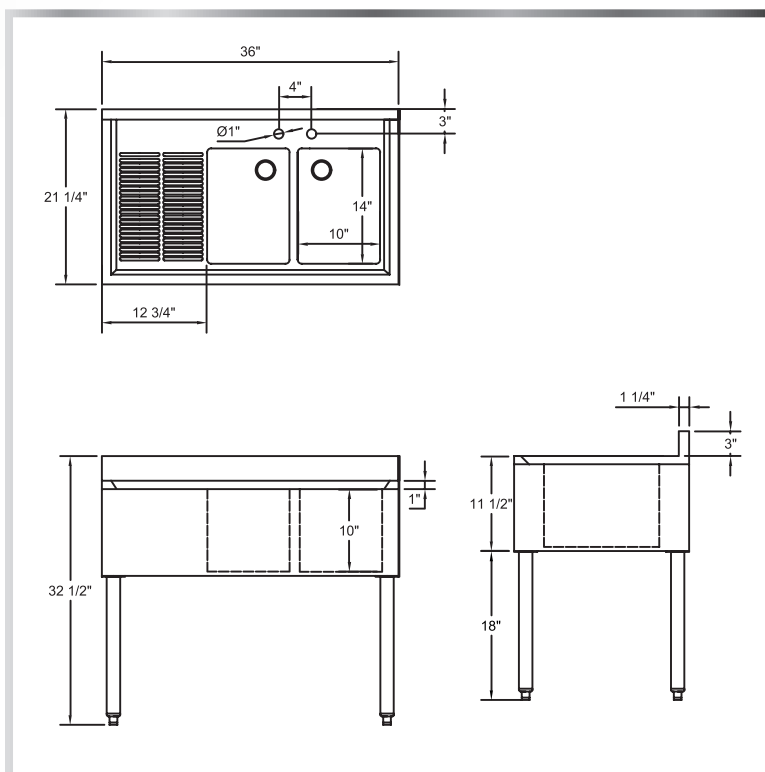
MATERIALS

- 18 Gauge 304 Stainless Steel; Fabricated
- Stainless Steel Apron on Front and Sides
- Stainless Steel Legs and Cross-Bracing
- Plastic Adjustable Bullet Feet

FEATURES

- 4" On-Center Deck-Mounted Faucet Holes
 - 10" Deep Sink Bowls
- Includes Drain Baskets and Removable Overflow Stand Pipes
 - Marine Edges

Include a New 4" OC Faucet With Your Order!
(See Page 78)



MODEL NUMBER	BOWL SIZE L X W X H	LENGTH	WIDTH	NUMBER OF BOWLS
UD-2-101410-36L	10" x 14" x 10"	36"	21-1/4"	2
UD-2-101410-48L	10" x 14" x 10"	48"	21-1/4"	2
UD-3-101410-48L	10" x 14" x 10"	48"	21-1/4"	3
UD-3-101410-60L	10" x 14" x 10"	60"	21-1/4"	3

(609) 642 - 8389 | SALES@NBREQUIPMENT.COM | WWW.NBREQUIPMENT.COM

NBR EQUIPMENT, 10 ABEEL ROAD, CRANBURY, NJ 08512

DECK MOUNT UNDERBAR 1-DRAINBOARD SINK (RIGHT)



UNDERBAR - SINKS

MATERIALS

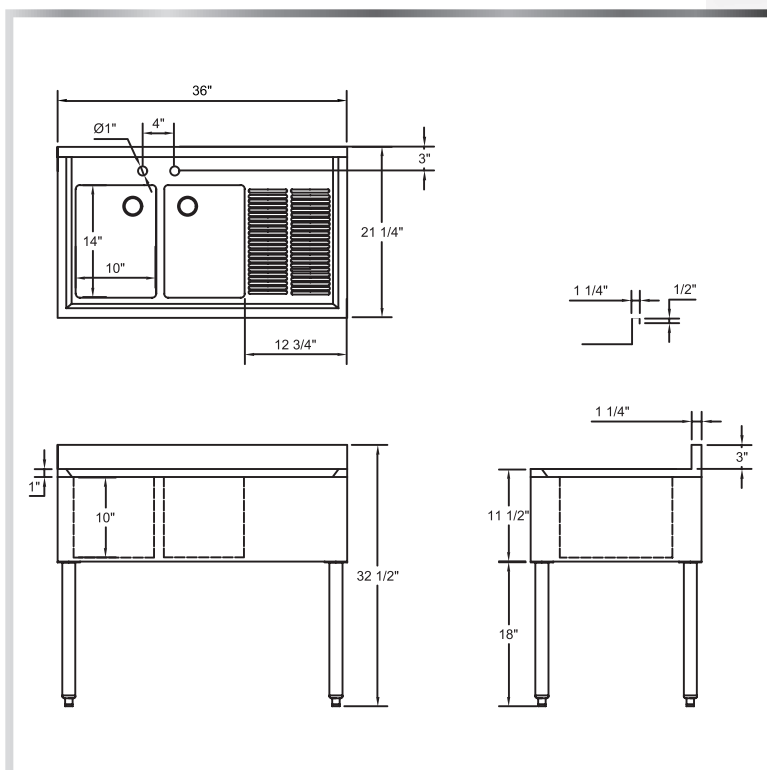
- 18 Gauge 304 Stainless Steel; Fabricated
- Stainless Steel Apron on Front and Sides
- Stainless Steel Legs and Cross-Bracing
 - Plastic Adjustable Bullet Feet



FEATURES

- 4" On-Center Deck-Mounted Faucet Holes
- 10" Deep Sink Bowls
- Includes Drain Baskets and Removable Overflow Stand Pipes
- Marine Edges

Include a New 4" OC Faucet With Your Order!
(See Page 78)



MODEL NUMBER	BOWL SIZE L X W X H	LENGTH	WIDTH	NUMBER OF BOWLS
UD-2-101410-36R	10" x 14" x 10"	36"	21-1/4"	2
UD-2-101410-48R	10" x 14" x 10"	48"	21-1/4"	2
UD-3-101410-48R	10" x 14" x 10"	48"	21-1/4"	3
UD-3-101410-60R	10" x 14" x 10"	60"	21-1/4"	3

(609) 642 - 8389 | SALES@NBREQUIPMENT.COM | WWW.NBREQUIPMENT.COM

NBR EQUIPMENT, 10 ABEEL ROAD, CRANBURY, NJ 08512

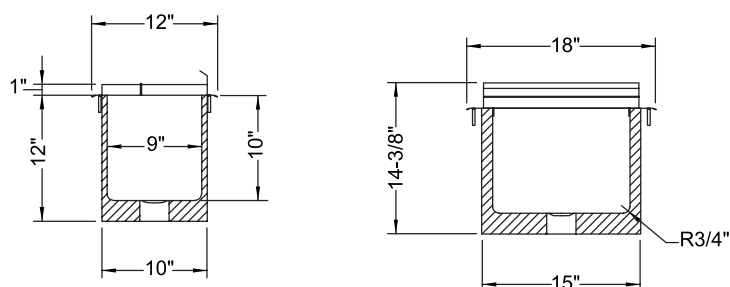
DROP-IN ICE BIN

UNDERBAR - ICE BINS



MATERIALS

- 14 Gauge 304 Stainless Steel Top
- 18 Gauge 304 Stainless Steel Body and Cover



FEATURES

- 10" Deep Insulated Bin
- Removable Sliding Lid
- Includes Drain

MODEL NUMBER	LENGTH	WIDTH	RECOMMENDED CUTOUT
DIB-1218	12"	18"	11-1/4" x 17-1/4"
DIB-2218	22"	18"	21-1/4" x 17-1/4"
DIB-2818	28"	18"	27-1/4" x 17-1/4"
DIB-3418	34"	18"	33-1/4" x 17-1/4"

(609) 642 - 8389 | SALES@NBREQUIPMENT.COM | WWW.NBREQUIPMENT.COM

NBR EQUIPMENT, 10 ABEEL ROAD, CRANBURY, NJ 08512

DROP-IN ICE & WATER UNIT

UNDERBAR - ICE BINS



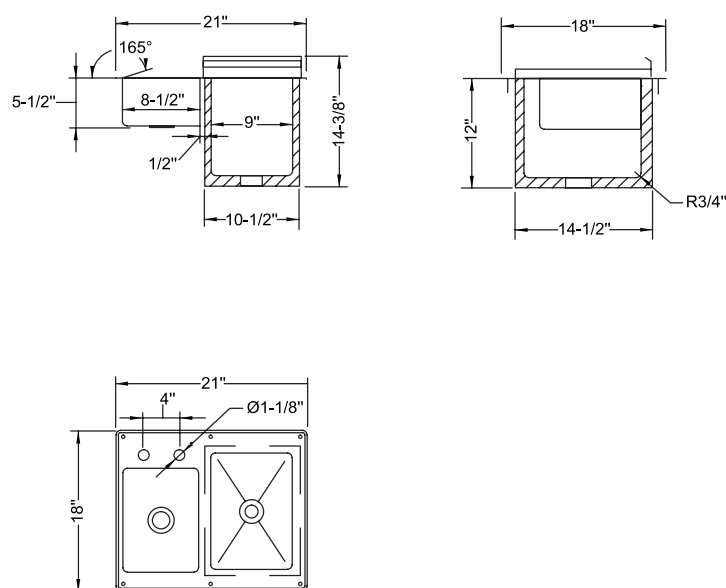
MATERIALS

- 14 Gauge 304 Stainless Steel Deck
- 18 Gauge 304 Stainless Steel Body and Cover

FEATURES

- Left Water Station
- Removable Water Sink Grate
- 10" Deep Insulated Ice Bin
 - Removable Sliding Lid
 - Includes Drains

Include a Faucet With Your Order!
(See Pages 77-80)



MODEL NUMBER	LENGTH	WIDTH	RECOMMENDED CUTOUT
DIB-2-2118	21"	18"	20-1/4" x 17-1/4"

DROP-IN ICE & WATER UNIT

UNDERBAR - ICE BINS



MATERIALS

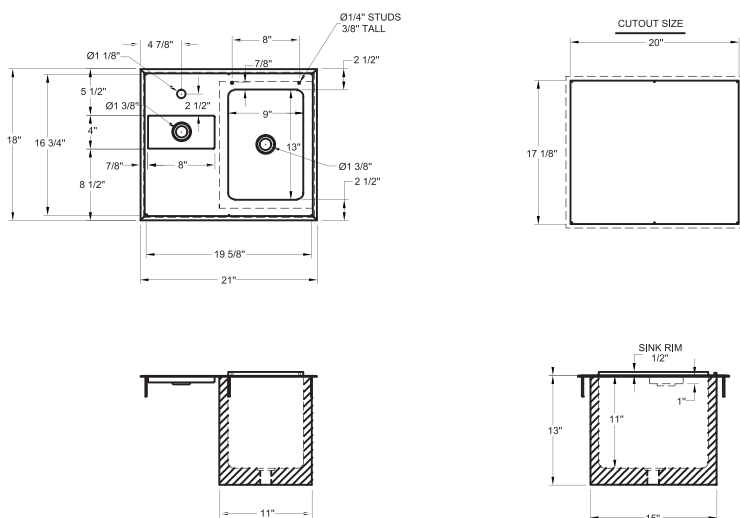
- 14 Gauge 304 Stainless Steel Deck
- 18 Gauge 304 Stainless Steel Body and Cover



FEATURES

- Left Water Station
- Left Water Filler Stand With Perforated Insert
- 11" Deep Insulated Ice Bin
- Removable Sliding Lid
- Includes Drains

Include a Faucet With Your Order!
(See Pages 77-80)



MODEL NUMBER	LENGTH	WIDTH	RECOMMENDED CUTOUT
DIB-2118-WS	21"	18"	20-1/4" x 17-1/4"

(609) 642 - 8389 | SALES@NBREQUIPMENT.COM | WWW.NBREQUIPMENT.COM

NBR EQUIPMENT, 10 ABEEL ROAD, CRANBURY, NJ 08512

DROP-IN ICE & WATER UNIT

UNDERBAR - ICE BINS



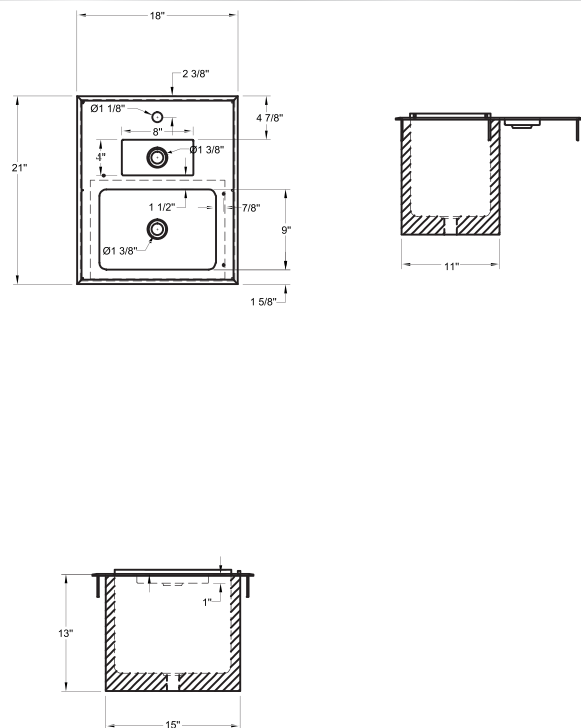
MATERIALS

- 14 Gauge Stainless Steel Deck
- 18 Gauge 304 Stainless Steel Body

FEATURES

- Rear Water Station
- Left Water Filler Stand With Perforated Insert
- 11" Deep Insulated Ice Bin
 - Removable Sliding Lid
 - Includes Drains

Include a Faucet With Your Order!
(See Pages 77-80)



MODEL NUMBER	LENGTH	WIDTH	RECOMMENDED CUTOUT
DIB-1821-WS	18"	21"	17-1/4" x 20-1/4"

ICE BIN & COCKTAIL UNIT

UNDERBAR - ICE BINS

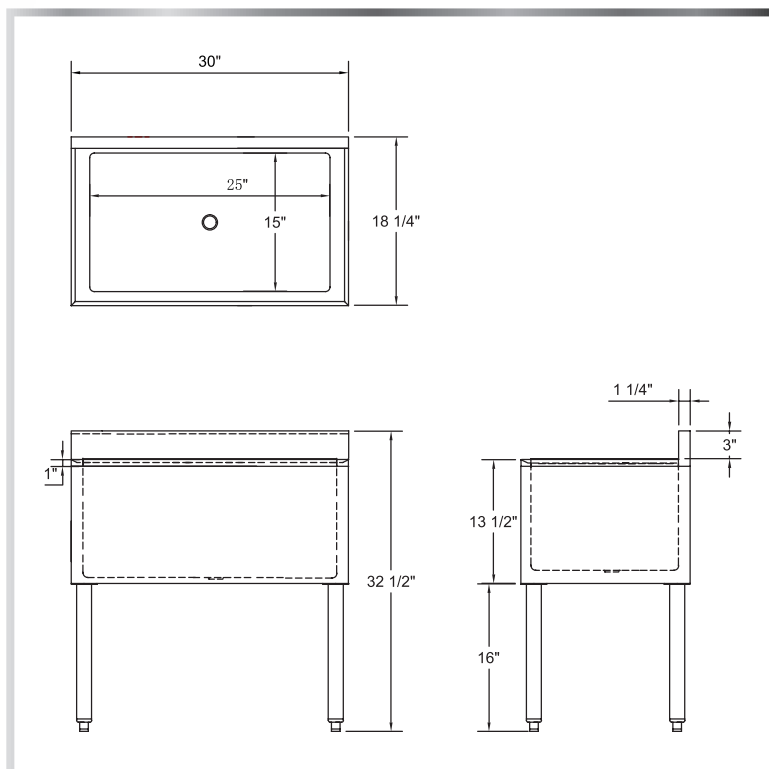


MATERIALS

- 18 Gauge 304 Stainless Steel; Fabricated
- Stainless Steel Legs and Cross-Bracing
- Plastic Adjustable Bullet Feet

FEATURES

- 12- $\frac{9}{16}$ " Deep Insulated Ice Bin
 - 4" Backsplash
- Includes 2 Piece Sliding Lid and Drain



MODEL NUMBER	LENGTH	WIDTH
IB-2418	24"	18- $\frac{1}{4}$ "
IB-2421	24"	21- $\frac{1}{4}$ "
IB-3018	30"	18- $\frac{1}{4}$ "
IB-3021	30"	21- $\frac{1}{4}$ "
IB-3618	36"	18- $\frac{1}{4}$ "
IB-3621	36"	21- $\frac{1}{4}$ "
IB-4818	48"	18- $\frac{1}{4}$ "
IB-4821	48"	21- $\frac{1}{4}$ "

(609) 642 - 8389 | SALES@NBREQUIPMENT.COM | WWW.NBREQUIPMENT.COM

NBR EQUIPMENT, 10 ABEEL ROAD, CRANBURY, NJ 08512

ICE BIN WITH COLD PLATE

UNDERBAR - ICE BINS

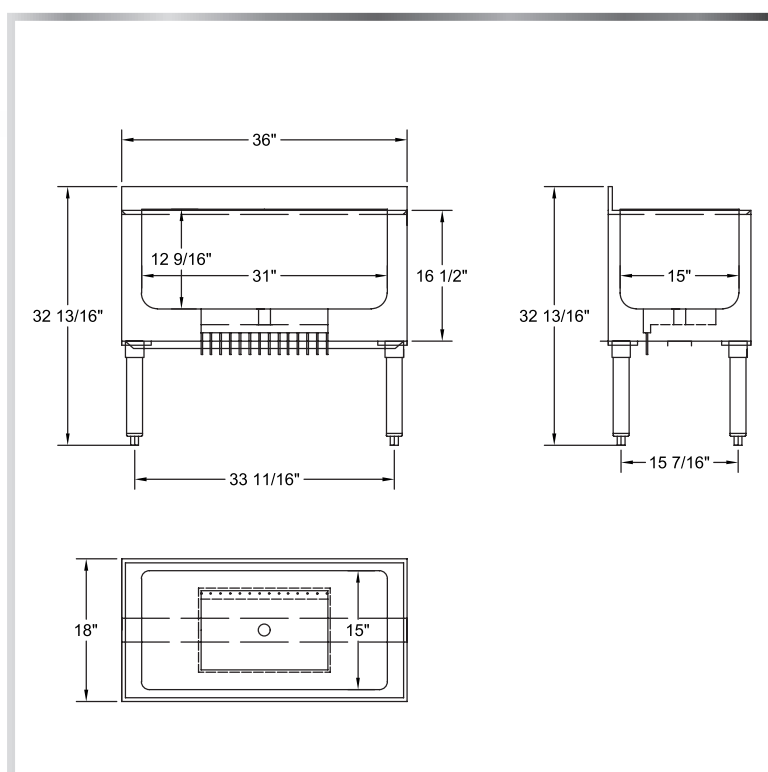


MATERIALS

- 18 Gauge 304 Stainless Steel; Fabricated
- 7-Circuit Aluminum Cold Plate
- Stainless Steel Legs and Bracing

FEATURES

- 100 lbs. Capacity
- 12- $\frac{9}{16}$ " Deep Insulated Ice Bin
 - 4" Backsplash



MODEL NUMBER	LENGTH	WIDTH
IBC-2418C7	24"	18- $\frac{1}{4}$ "
IBC-2421C7	24"	21- $\frac{1}{4}$ "
IBC-3018C7	30"	18- $\frac{1}{4}$ "
IBC-3021C7	30"	21- $\frac{1}{4}$ "
IBC-3618C7	36"	18- $\frac{1}{4}$ "
IBC-3621C7	36"	21- $\frac{1}{4}$ "
IBC-4818C7	48"	18- $\frac{1}{4}$ "
IBC-4821C7	48"	21- $\frac{1}{4}$ "

(609) 642 - 8389 | SALES@NBREQUIPMENT.COM | WWW.NBREQUIPMENT.COM

NBR EQUIPMENT, 10 ABEEL ROAD, CRANBURY, NJ 08512

ICE BIN WITH COLD PLATE

UNDERBAR - ICE BINS

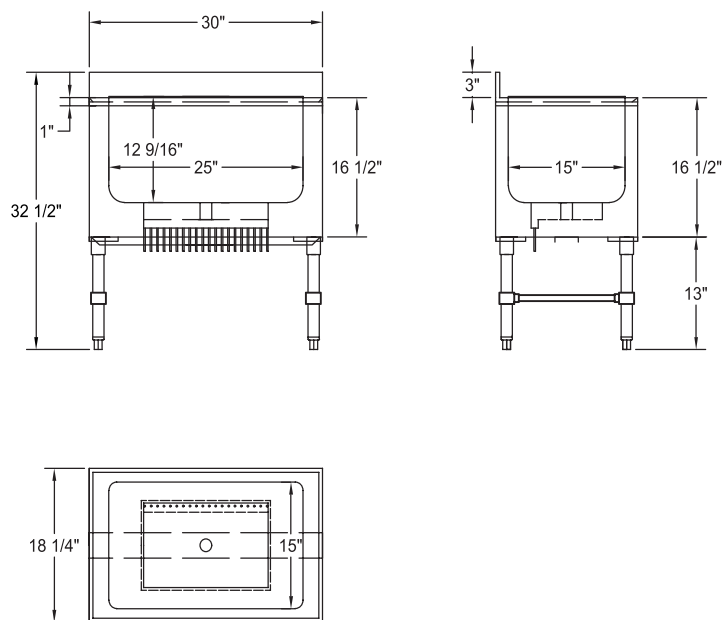


MATERIALS

- 18 Gauge 304 Stainless Steel; Fabricated
- 10-Circuit Aluminum Cold Plate
- Stainless Steel Legs and Bracing

FEATURES

- 80-170 lbs. Capacity
- 12-⁹/₁₆" Deep Insulated Ice Bin
 - 4" Backsplash



MODEL NUMBER	LENGTH	WIDTH
IBC-3018C10	30"	18-1/4"
IBC-3021C10	30"	21-1/4"
IBC-3618C10	36"	18-1/4"
IBC-3621C10	36"	21-1/4"
IBC-4818C10	48"	18-1/4"
IBC-4821C10	48"	21-1/4"

(609) 642 - 8389 | SALES@NBREQUIPMENT.COM | WWW.NBREQUIPMENT.COM

NBR EQUIPMENT, 10 ABEEL ROAD, CRANBURY, NJ 08512

MOBILE ICE BIN

UNDERBAR - MOBILE ICE BIN



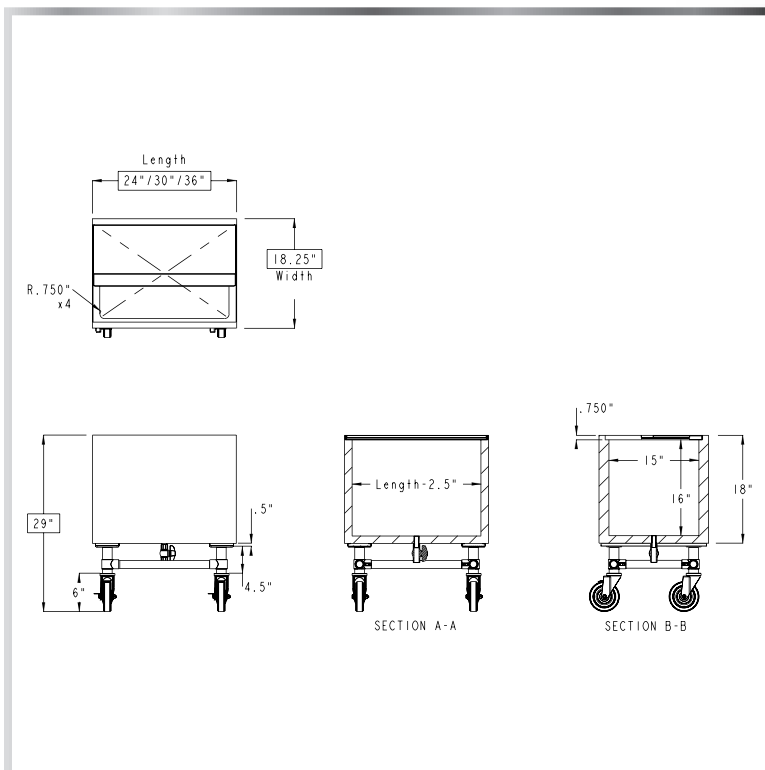
MATERIALS

- 18 Gauge 304 Stainless Steel; Fabricated
 - Stainless Steel Legs and Cross-Bracing
 - Four 5" Casters Included (2 With Brakes, 2 Without)



FEATURES

- Portable
- Insulated
- 16" Deep Ice Bin
- Includes 1" Center Drain With Shut-Off Valve



MODEL NUMBER	LENGTH	WIDTH
IBM-2418	24"	18-1/2"
IBM-3018	30"	18-1/2"
IBM-3618	36"	18-1/2"

GLASS RACK CABINET

UNDERBAR - GLASS CABINETS

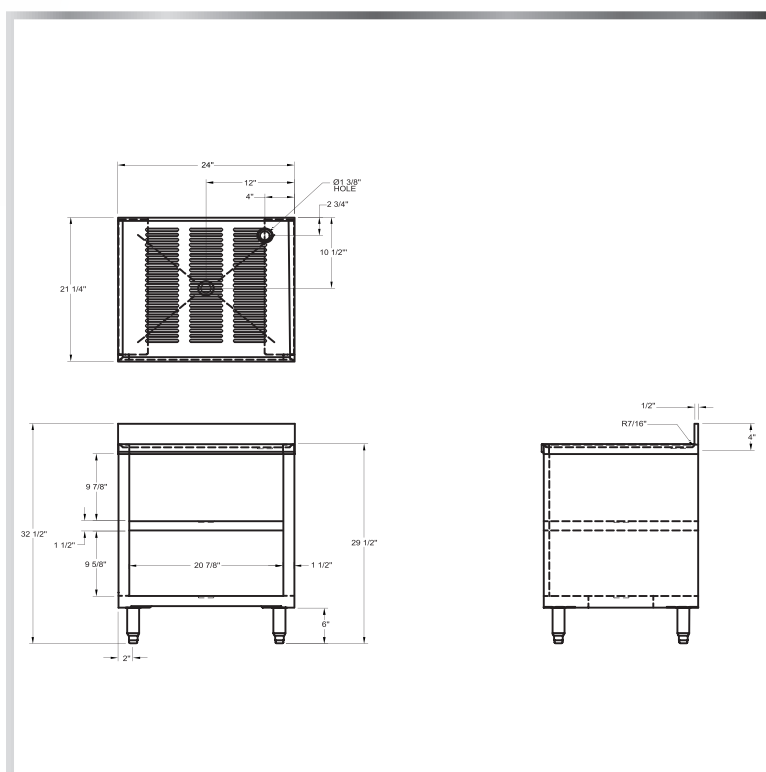


MATERIALS

- 18 Gauge 304 Stainless Steel; Fabricated
- Stainless Steel Adjustable Bullet Feet

FEATURES

- Ribbed Drainboard
 - 4" Backsplash



MODEL NUMBER	LENGTH	WIDTH	NUMBER OF RACKS
GRC24-2	24"	21-1/4"	2

(609) 642 - 8389 | SALES@NBREQUIPMENT.COM | WWW.NBREQUIPMENT.COM

NBR EQUIPMENT, 10 ABEEL ROAD, CRANBURY, NJ 08512

GLASS RACK CABINET

UNDERBAR - GLASS CABINETS



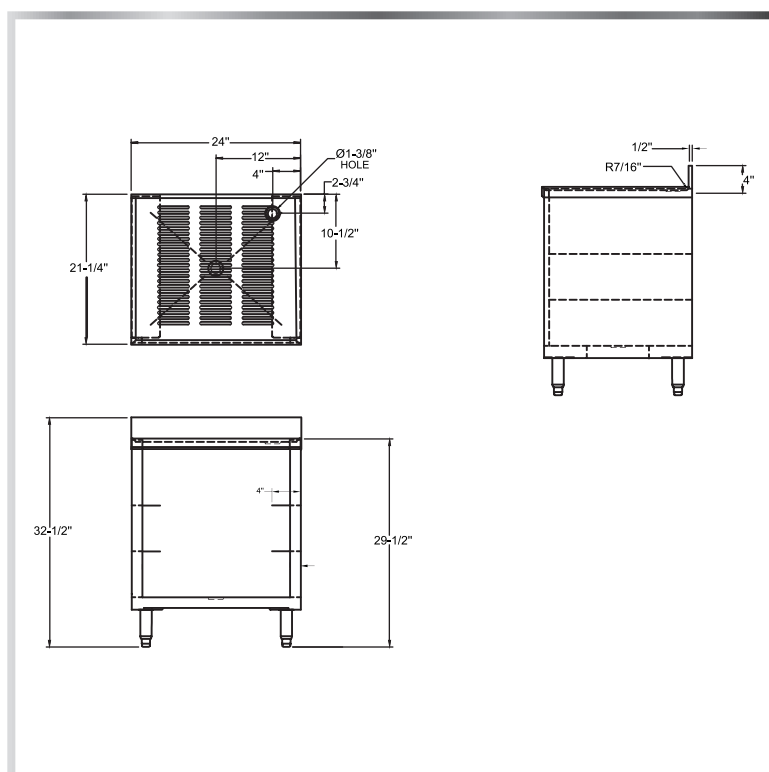
MATERIALS

- 18 Gauge 304 Stainless Steel; Fabricated
 - Stainless Steel Adjustable Bullet Feet



FEATURES

- Ribbed Drainboard
- 4" Backsplash



MODEL NUMBER	LENGTH	WIDTH	NUMBER OF RACKS
GRC24-3	24"	21-1/4"	3

LIQUOR DISPLAY CABINET

UNDERBAR - LIQUOR DISPLAY



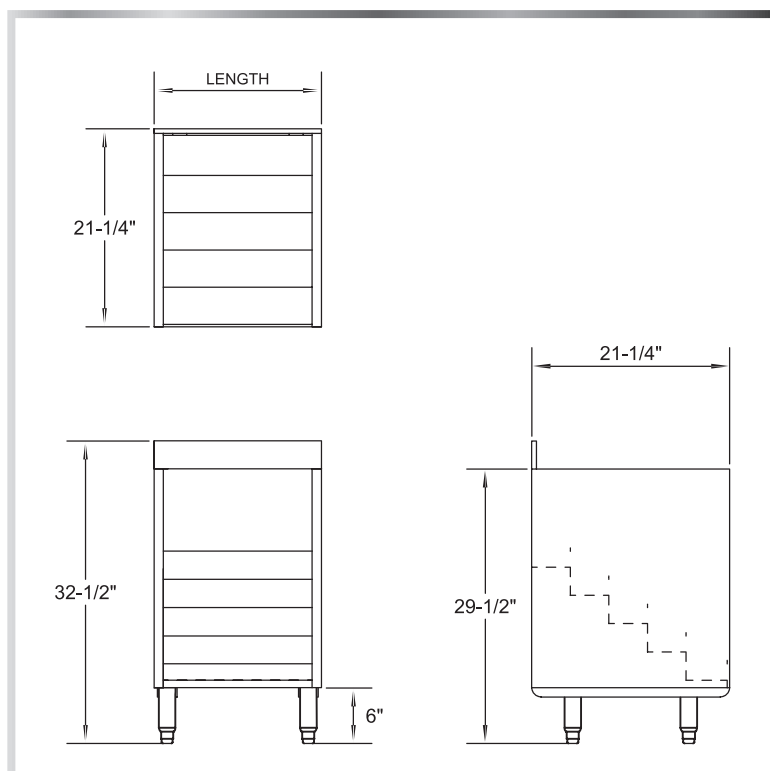
MATERIALS

- 18 Gauge 304 Stainless Steel; Fabricated
- Stainless Steel Legs and Adjustable Bullet Feet



FEATURES

- Five Steps With Guard Rails on Each Side



MODEL NUMBER	LENGTH	WIDTH	BOTTLE CAPACITY
LDC-1821	18"	21-1/4"	20
LDC-2421	24"	21-1/4"	30
LDC-3021	30"	21-1/4"	35

UNDERBAR LIQUOR DISPLAY

UNDERBAR - LIQUOR DISPLAY

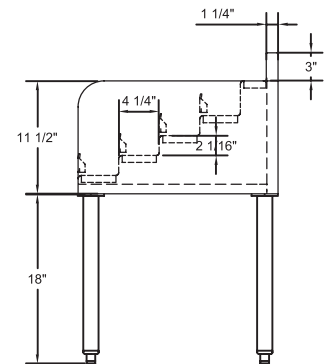
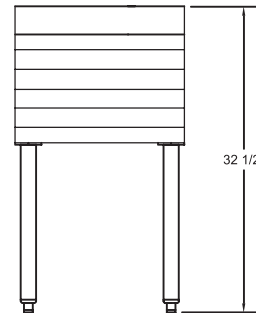
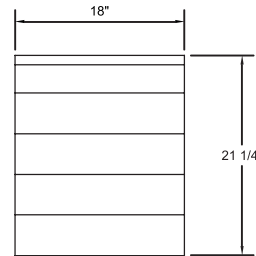


MATERIALS

- 18 Gauge 304 Stainless Steel; Fabricated
- Stainless Steel Legs and Cross-Bracing
- Plastic Adjustable Bullet Feet

FEATURES

- Four Steps With Guard Rails on Each Side
- Side Cross-Bracing For Reinforced Support



MODEL NUMBER	LENGTH	WIDTH	BOTTLE CAPACITY
LD-1218	12"	18-1/4"	13
LD-1221	12"	21-1/4"	13
LD-1818	18"	18-1/4"	20
LD-1821	18"	21-1/4"	20
LD-2418	24"	18-1/4"	27
LD-2421	24"	21-1/4"	27
LD-3618	36"	18-1/4"	40
LD-3621	36"	21-1/4"	40

(609) 642 - 8389 | SALES@NBREQUIPMENT.COM | WWW.NBREQUIPMENT.COM

NBR EQUIPMENT, 10 ABEEL ROAD, CRANBURY, NJ 08512

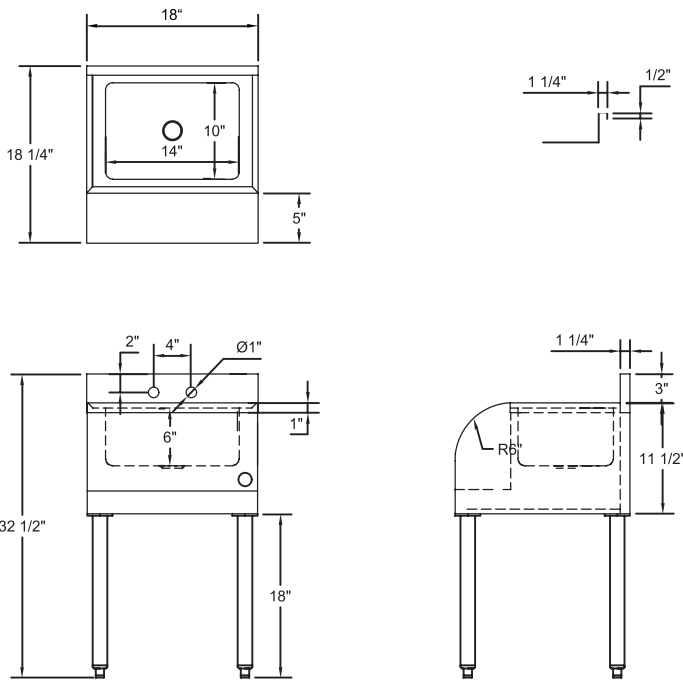
BLENDER STATION WITH DUMP SINK

UNDERBAR - BLENDER STATIONS



MATERIALS

- 18 Gauge 304 Stainless Steel; Fabricated
- Stainless Steel Legs and Cross-Bracing
 - Plastic Adjustable Bullet Feet



FEATURES

- 4" On-Center Wall-Mounted Faucet Holes
- 1-1/2" Drain Hole With Rubber Grommet For Power Cord

Include a New 4" OC Faucet With Your Order!
(See Page 78)

MODEL NUMBER	BOWL SIZE L X W X H	LENGTH	WIDTH
UW-1-1410-1818-H	14" x 10" x 6"	18"	18-1/4"
UW-1-1410-1821-H	14" x 10" x 6"	18"	21-1/4"

(609) 642 - 8389 | SALES@NBREQUIPMENT.COM | WWW.NBREQUIPMENT.COM

NBR EQUIPMENT, 10 ABEEL ROAD, CRANBURY, NJ 08512

BLENDER STATION

UNDERBAR - BLENDER STATIONS



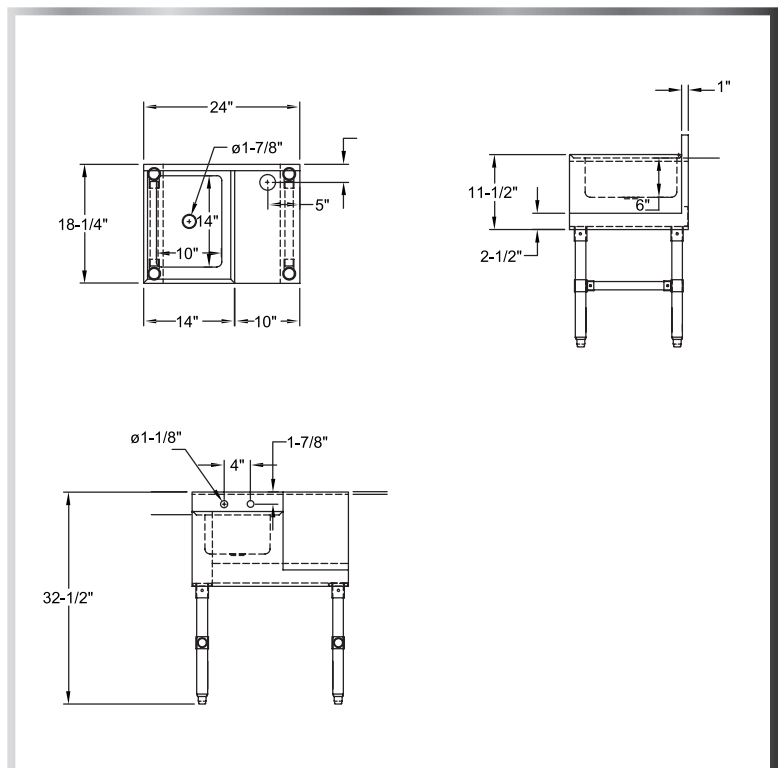
MATERIALS

- 18 Gauge 304 Stainless Steel; Fabricated
- Stainless Steel Legs and Cross-Bracing
- Plastic Adjustable Bullet Feet

FEATURES

- 4" On-Center Wall-Mounted Faucet Holes
- 2-1/2" Drain Hole With Rubber Grommet For Power Cord

Include a New 4" OC Faucet With Your Order!
(See Page 78)



MODEL NUMBER	BOWL SIZE L X W X H	LENGTH	WIDTH
UW-1-1014-2418-RH	10" x 14" x 6"	24"	18-1/4"

UNDERBAR MIXOLOGY UNIT

UNDERBAR - MIXOLOGY STATIONS



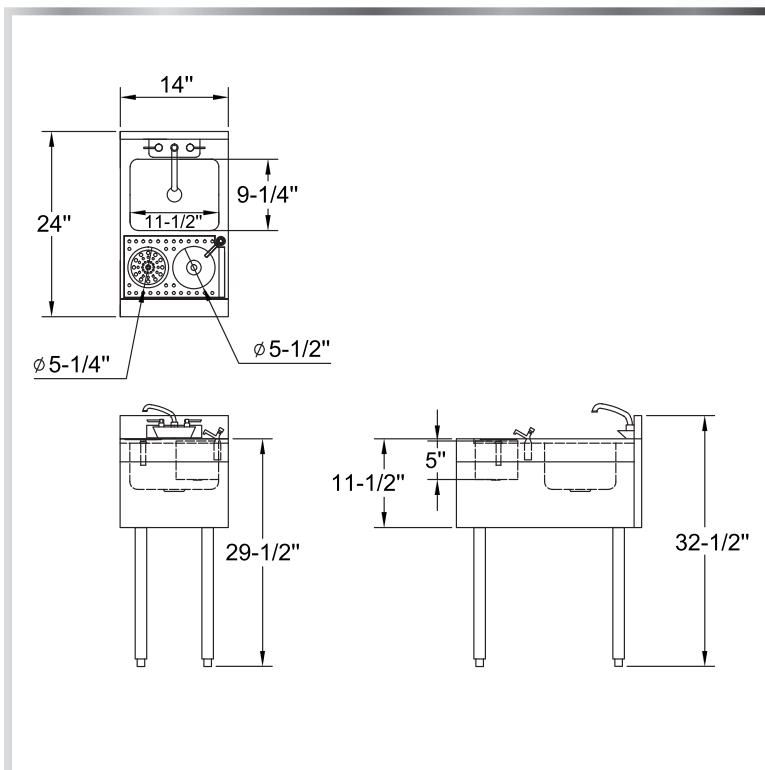
MATERIALS

- 18 Gauge 304 Stainless Steel; Fabricated
 - Stainless Steel Legs and Bullet Feet



FEATURES

- 11-1/2" x 9-1/4" x 6" Sink Bowl
- 4" On-Center Wall-Mounted Faucet Holes (Faucet Included)
- Push-Down Rinse Faucet Included
- Draining Dipper Well (Faucet NOT Included)



MODEL NUMBER

UMRDS-1424

LENGTH

14"

WIDTH

24"

UNDERBAR MIXOLOGY UNIT

UNDERBAR - MIXOLOGY STATIONS

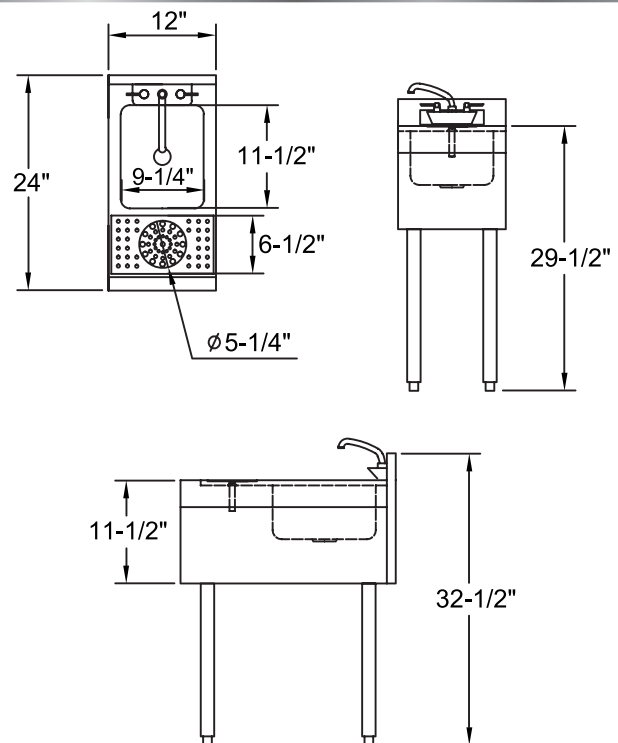


MATERIALS

- 18 Gauge 304 Stainless Steel; Fabricated
- Stainless Steel Legs and Bullet Feet

FEATURES

- 11-1/2" x 9-1/4" x 6" Sink Bowl
- 4" On-Center Wall-Mounted Faucet Holes (Faucet Included)
- Push-Down Rinse Faucet Included



MODEL NUMBER

UMRS-1224

LENGTH

12"

WIDTH

24"

SLIM FREE-STANDING DRAINBOARD



UNDERBAR - DRAINBOARD

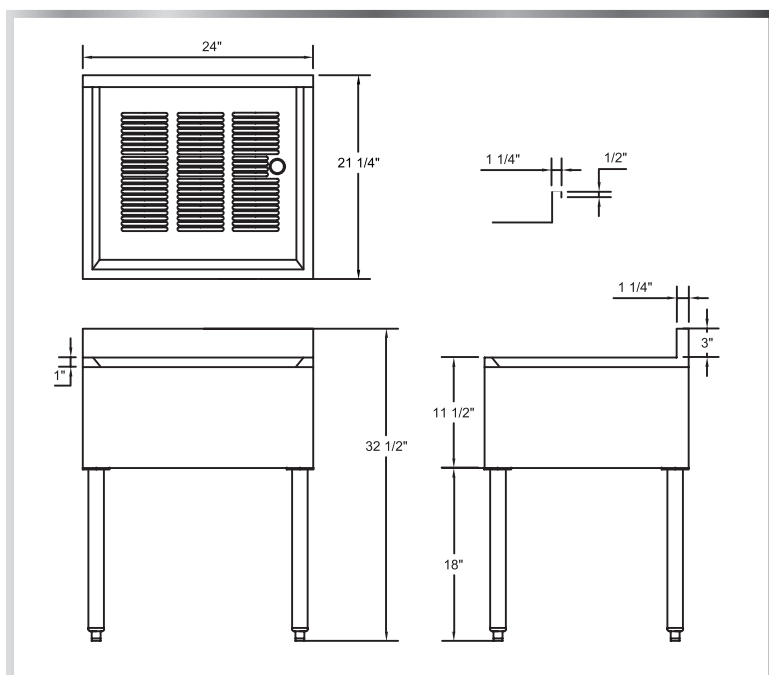
MATERIALS

- 18 Gauge 304 Stainless Steel; Fabricated
 - Stainless Steel Legs and Cross-Bracing
 - Plastic Adjustable Bullet Feet



FEATURES

- 3" Backsplash
- Stamped Ribbed Drainboard Top
- Includes Drain



MODEL NUMBER	LENGTH	WIDTH
UDB-1218	12"	18-1/4"
UDB-1221	12"	21-1/4"
UDB-1818	18"	18-1/4"
UDB-1821	18"	21-1/4"
UDB-2418	24"	18-1/4"
UDB-2421	24"	21-1/4"
UDB-3018	30"	18-1/4"
UDB-3021	30"	21-1/4"
UDB-3618	36"	18-1/4"
UDB-3621	36"	21-1/4"
UDB-4818	48"	18-1/4"
UDB-4821	48"	21-1/4"

(609) 642 - 8389 | SALES@NBREQUIPMENT.COM | WWW.NBREQUIPMENT.COM

NBR EQUIPMENT, 10 ABEEL ROAD, CRANBURY, NJ 08512

SPEED RAILS (SINGLE & DOUBLE)

UNDERBAR - SPEED RAILS

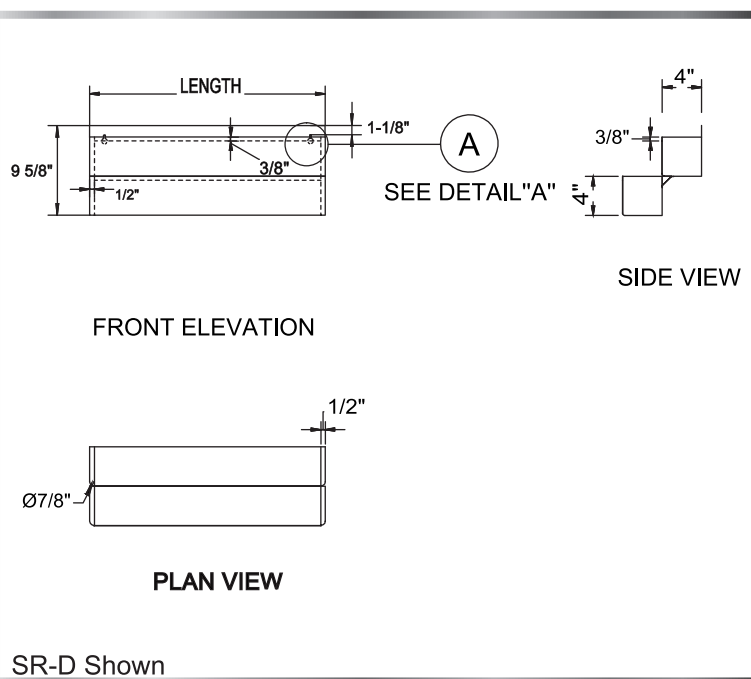


MATERIALS

- 18 Gauge 304 Stainless Steel; Fabricated

FEATURES

- Includes Mounting Kit (Keyhole Mount)



MODEL NUMBER	LENGTH
SR-24S	24"
SR-30S	30"
SR-36S	36"
SR-48S	48"
SR-24D	24"
SR-30D	30"
SR-36D	36"
SR-48D	48"

(S) = SINGLE (D) = DOUBLE

(609) 642 - 8389 | SALES@NBREQUIPMENT.COM | WWW.NBREQUIPMENT.COM

NBR EQUIPMENT, 10 ABEEL ROAD, CRANBURY, NJ 08512

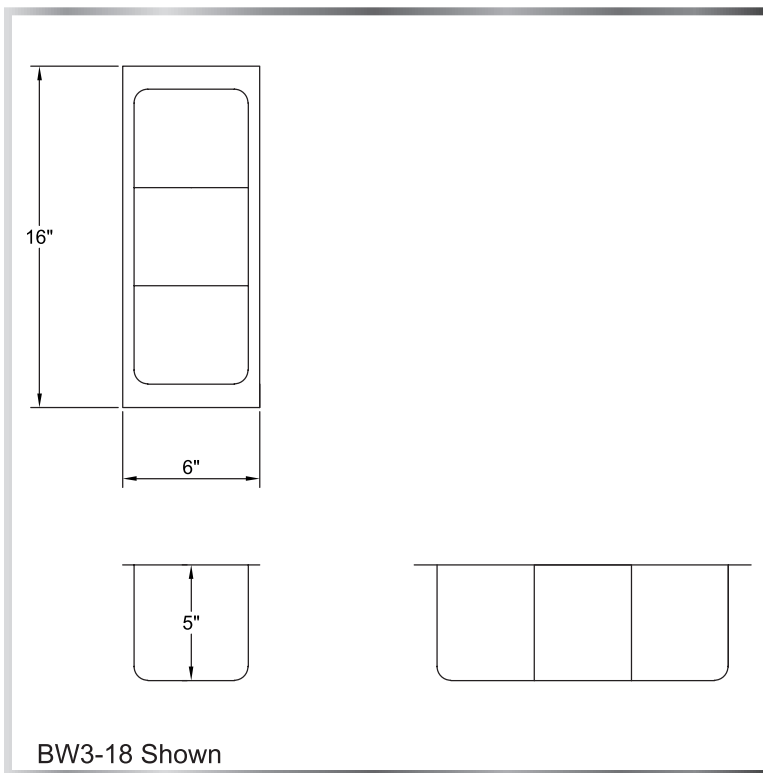
BOTTLE WELLS

UNDERBAR - BOTTLE WELLS



FEATURES

- Fits 18" Or 21" Ice Bins
- BW3 Fits 3 Bottles
- BW4 Fits 4 Bottles



BW3-18 Shown

MODEL NUMBER	LENGTH	WIDTH
BW3-18	6"	16"
BW4-21	6"	19"

TERMS & CONDITIONS

Terms and Conditions

- Any prices listed within are current NBR-approved List Prices.
- All prices, product specifications, and discounts are subject to change without notice. Prices listed herein do not include Federal Excise, Municipal or other use Tax.
- Orders shipping to an active construction site, limited access area, or residential address are subject to additional charges by the carrier. These charges may be applied after shipment/delivery.
- NBR is not responsible for any damage while in hands of the freight carrier. Inspect immediately for obvious and hidden damage. We suggest you refuse orders mildly/severely damaged. If you accept a damaged delivery, please make note of the damage and extent when signing the Bill of Lading. (For any damage and loss while in transit, promptly file claim against carrier if shipped via Customer Account)
- NBR is not responsible for any delays in delivery that are beyond our control such as bad weather, shortages, delays in transportation, or any other contingencies of similar manner.
- All initial orders from new customers are to be paid in full before the NBR warehouse releases it for shipment. NO EXCEPTIONS.
- Quotes from NBR are good for 30 days, unless otherwise approved by an NBR staff member.

Payment Terms

- For customers with established NBR Equipment credit standing, payment terms are Net 30 days from the date of invoice. NBR will accept all major credit cards, cash, money orders or checks at the time of order, otherwise you can pay through the invoice emailed to you or send an ACH payment within the 30 days. COD is only available for orders being picked up at NBR's warehouse directly by the customer.
- Any dealer choosing to buy NBR equipment must complete and return a Dealer Authorization Form prior to completing any purchase, please contact csr@nbreqquipment.com for the necessary paperwork. Initial orders require full pre-payment before it is released for shipping.
- If paying by credit card, please be aware there will be a 3.5% processing fee applied to your invoice.
- Once an account has had two returned checks for any reason, payment by check will not be accepted. This includes returned electronic payments. A hold will be placed on the account affected until the returned check has been redeemed.
- Checks deposited by NBR Equipment and then returned by the bank for insufficient funds or any other reason will be charged a fee of \$50.00, including any bank fees as applicable, that will be placed on the customer's account, no matter the reason.

Returned Check Payment Methods

- Cash - pay in person at the NBR Office located in Cranbury, NJ. Obtain a cash register receipt for your records.
- DO NOT MAIL CASH.
- Certified Funds - make cashier's check, money order, or other certified funds payable to NBR Equipment. Include Account name or #, invoice #, and phone number on the face of the check. Deliver in person or mail certified funds to NBR Equipment, 10 Abeel Road, Cranbury, NJ 08512.

1-Year Limited Warranty

- NBR warranties this product to be free from defects in material or workmanship for a period of one (1) year following the date of purchase.
- Warranty applies only under conditions of normal use and does not apply to defects which result from negligence, misuse, freight damage, improper installation or accidents.
- Warranty does not include any coverage for loss of business, damages, freight or other miscellaneous expenses incurred due to the defect or in servicing the unit.
- This warranty is made in lieu of all other warranties express or implied and no additional warranties express or implied including one of merchantability or fitness for a particular purpose are given.
- All prices, pictures and descriptions in this and all NBR publications are subject to change without notice. Please contact us within 30 days regarding price discrepancies.

General Shipping Information

- We reserve the right to ship via carriers of our choice if freight isn't specifically marked or defined on the purchase order.
- We will follow customers routing if possible. Unless specified otherwise, all orders will be shipped Best Way/PPA, a nominal charge will be included.
- Any order valued less than \$100 will carry a \$35 shipping and handling fee.
- All merchandise is shipped in optimal condition and packaged in compliance with I.C.C. regulations. NBR Equipment is not responsible for any freight damage once it leaves our location. For damage or loss in transit, a claim must be filed by the consignee against the carrier.
- Shipper is not responsible for any unauthorized accessorial charges. All charges will be billed back to customer.
- Delivery Appointment Fee: \$50
- Liftgate Service Fee: \$75

Out of Stock Policy

- Previous Out-of-Stock and Back-Order policies are no longer valid.
- If an item is out of stock in your order, NBR will either ship the order as-complete-as-possible, or we will reach out to you with substitution options.
- If your order is shipped incomplete, you must place a new purchase order for the missing item(s). All orders shipped and invoiced are considered closed.
- If substituting out-of-stock item(s), you must send a revised purchase order reflecting the change(s) to orders@nbreqquipment.com.
- You can always cancel the item on the order and send a revised purchase order to get everything else shipped ASAP or cancel the order altogether and get a full refund.

Return Authorization REQUIRED

ALL returns MUST be approved by NBR. NO returns will be accepted, and NO credit will be issued without a completed and approved Return Authorization form from NBR in advance. All Return Authorization requests must be made by email within 30 days of delivery. All approved return merchandise must be returned to NBR's warehouse within 15 days of Return Authorization Form date. Upon review of the form, NBR will determine if the item(s) are eligible for return. All returns due to purchase error on the part of the customer will be additionally charged a minimum 20% restocking fee to be deducted from the refund amount. All restocking fees and return shipping charges are to be assessed and deducted from the refund amount before a credit is issued.

Authorized returns must be received in unused condition (suitable for resale) and item(s) must be in their original packaging. Upon receipt of authorized returned item(s) NBR will inspect the item(s) to determine if unused, new, and in suitable condition for resale. Refunds will be credited to you within 45 days after we receive the returned item(s). IF NBR HAS TO REPACKAGE THE ITEM FOR SALE, THE COST OF PACKAGING WILL BE DEDUCTED FROM THE REFUND. The customer is responsible for all return shipping costs. The customer can arrange for return shipping to NBR but will not be reimbursed for return shipping costs. If NBR arranges for pickup of the item(s) to be returned, a return shipping charge will be deducted from any refund amount before credit is issued.

Special order, cut-to-order, and customized items typically cannot be returned. For special order, cut-to-order, and customized items to be delivered, you may contact a customer service team member at NBR to discuss alternatives or possible arrangements to return to manufacturer. Special order, cut-to-order, and customized items that may be returnable must be in unused condition (suitable for resale) and item(s) must be in original packaging. Note that manufacturer return, and restocking policies and fees may be in addition to and may differ from those of NBR and the customer is entirely responsible for meeting the requirements of any return to the manufacturer.

To request authorization to return item(s), contact a customer service team member at (609) 642-8389. The Return Authorization Form can be sent to you by email or fax.

NOTE: Any items returned to NBR without a completed and approved RMA Form may be refused and credit will not be issued.

(609) 642 - 8389 | SALES@NBREQUIPMENT.COM | WWW.NBREQUIPMENT.COM

NBR EQUIPMENT, 10 ABEEL ROAD, CRANBURY, NJ 08512

MODEL NUMBER GLOSSARY

1BSG	Page 72	3SG-101410	Page 47	BW3-18.	Page 171	GRC24-3	Page 162
1SG-162012	Page 31	3SG-101410L15	Page 48	BW4-21.	Page 171	GY-W2430	Page 141
1SG-162012L18	Page 32	3SG-101410LR15	Page 50	CBBRG.	Page 127	GY-P74	Page 141
1SG-162012LR18	Page 34	3SG-101410R15	Page 49	CBBRS.	Page 127	GY-SH	Page 141
1SG-162012R18	Page 33	3SG-122012LR12	Page 50	CBSRG.	Page 127	HK1	Page 126
1SG-181812	Page 31	3SG-141612LR12	Page 50	CDT-24L-16.	Page 4	HK2	Page 126
1SG-181812L18	Page 32	3SG-151514	Page 47	CDT-24R-16.	Page 5	HS1-D2-S	Page 54
1SG-181812LR18	Page 34	3SG-151514L15	Page 48	CDT-26L.	Page 6	HS1-W2-LR	Page 60
1SG-181812R18	Page 33	3SG-151514LR15	Page 50	CDT-26L-16.	Page 4	HS1-W2-LR-TD	Page 61
1SG-182414	Page 31	3SG-151514R15	Page 49	CDT-26R.	Page 7	HS2-D1-KB	Page 55
1SG-182414L24	Page 32	3SG-151514R24	Page 49	CDT-26R-16.	Page 5	HS2-D1-LR-KB	Page 55
1SG-182414LR24	Page 34	3SG-162012	Page 47	CDT-36L.	Page 6	HS2-D2-S	Page 56
1SG-182414R24	Page 33	3SG-162012L18	Page 48	CDT-36L-16.	Page 4	HS2-W1	Page 58
1SG-202012	Page 31	3SG-162012LR18	Page 50	CDT-36R.	Page 7	HS2-W1-KB	Page 57
1SG-242414	Page 31	3SG-162012R18	Page 49	CDT-36R-16.	Page 5	HS2-W1-LR-KB	Page 57
1SG-242414L24	Page 32	3SG-162014LR18	Page 50	CDT-48L.	Page 6	HS2-W1-PD	Page 63
1SG-242414LR24	Page 34	3SG-181812	Page 47	CDT-48L-16.	Page 4	HS2-W2	Page 59
1SG-242414R24	Page 33	3SG-181812L18	Page 48	CDT-48R.	Page 7	HS2-W2-4-TD	Page 62
1SS-162014	Page 27	3SG-181812LR18	Page 50	CDT-48R-16.	Page 5	HS2-W2-LR	Page 59
1SS-162014L18	Page 28	3SG-181812R18	Page 49	CDT-60L.	Page 6	HUSC-2025	Page 65
1SS-162014LR18	Page 30	3SG-181814LR18	Page 50	CDT-60L-16.	Page 4	IB-XXXX	Page 157
1SS-162014R18	Page 29	3SG-181814LR24	Page 50	CDT-60R.	Page 7	IBC-XXXXC10	Page 159
1SS-181814	Page 27	3SG-182414L24	Page 48	CDT-60R-16.	Page 5	IBC-XXXXC7	Page 158
1SS-181814L18	Page 28	3SG-182414LR18	Page 50	CDT-72L.	Page 6	IBM-XX18	Page 160
1SS-181814LR18	Page 30	3SG-182414LR24	Page 50	CDT-72L-16.	Page 4	LC-G	Page 126
1SS-181814R18	Page 29	3SG-182414R24	Page 49	CDT-72R.	Page 7	LC-G4	Page 126
1SS-182414	Page 27	3SG-202012LR18	Page 50	CDT-72R-16.	Page 5	LC-G6	Page 126
1SS-182414L18	Page 28	3SG-202014LR24	Page 50	CDT-96L-16.	Page 4	LC-S	Page 126
1SS-182414L24	Page 28	3SG-203012LR20	Page 50	CDT-96R-16.	Page 5	LC-S4	Page 126
1SS-182414LR18	Page 30	3SG-203014LR24	Page 50	CGI	Page 140	LC-S6	Page 126
1SS-182414LR24	Page 30	3SG-242414	Page 47	CGO	Page 140	LDC-1821	Page 163
1SS-182414R18	Page 29	3SG-242414L24	Page 48	CMPR	Page 138	LDC-2421	Page 163
1SS-182414R24	Page 29	3SG-242414LR24	Page 50	CRG	Page 127	LDC-3021	Page 163
1SS-242414	Page 27	3SG-242414R24	Page 49	CRS.	Page 127	LD-XX18	Page 164
1SS-242414L24	Page 28	3SS-143114LR18	Page 46	DC.	Page 121	LD-XX21	Page 164
1SS-242414LR24	Page 30	3SS-162014	Page 43	DI-1-091106STD	Page 66	LS-1	Page 125
1SS-242414R24	Page 29	3SS-162014L18	Page 44	DI-1-091106TD	Page 66	LS-G	Page 125
2BSG	Page 73	3SS-162014LR18	Page 46	DI-1-101405LR	Page 67	LS-GP	Page 125
2SG-162012	Page 39	3SS-162014LR24	Page 46	DI-1-101410	Page 67	LSM-S	Page 125
2SG-162012L18	Page 40	3SS-162014LR36	Page 46	DI-1-101410LR	Page 67	LS-S	Page 125
2SG-162012LR18	Page 42	3SS-162014R18	Page 45	DI-1-201608	Page 67	LS-SP	Page 125
2SG-162012R18	Page 41	3SS-181814	Page 43	DI-1-201612	Page 67	LT-G	Page 127
2SG-181812	Page 39	3SS-181814L18	Page 44	DI-1-201612	Page 67	LT-G4	Page 127
2SG-181812L18	Page 40	3SS-181814LR18	Page 46	DI-2-101410	Page 68	LT-S	Page 127
2SG-181812LR18	Page 42	3SS-181814R18	Page 45	DI-2-141612	Page 68	LT-S4	Page 127
2SG-181812R18	Page 41	3SS-182414	Page 43	DI-2-201612	Page 68	MHS-26	Page 64
2SG-202012LR18	Page 42	3SS-182414L18	Page 44	DI-3-101410	Page 69	MOP-162006	Page 22
2SG-242414	Page 39	3SS-182414LR18	Page 46	DI-3-162012	Page 69	MOP-162012	Page 22
2SG-242414L24	Page 40	3SS-182414LR24	Page 46	DIB-1218	Page 153	MOP-242406	Page 22
2SG-242414LR24	Page 42	3SS-182414R18	Page 45	DIB-1821-WS	Page 156	MOP-242412	Page 22
2SG-242414R24	Page 41	3SS-203014	Page 43	DIB-2118-WS	Page 155	MOP-282012	Page 22
2SS-162014	Page 35	3SS-203014L18	Page 44	DIB-2-2118	Page 154	MSC-2522	Page 24
2SS-162014L18	Page 36	3SS-203014LR20	Page 46	DIB-2218	Page 153	MSC-4822L	Page 25
2SS-162014LR18	Page 38	3SS-203014LR24	Page 46	DIB-2818	Page 153	MSC-4822R	Page 25
2SS-162014R18	Page 37	3SS-203014LR30	Page 46	DIB-3418	Page 153	MSF-S24L	Page 23
2SS-181814	Page 35	3SS-203014R18	Page 45	DTU.	Page 16	MSF-S24LR	Page 23
2SS-181814L18	Page 36	3SS-242414	Page 43	ES-5-PU-B	Page 125	MSF-S24R	Page 23
2SS-181814LR18	Page 38	3SS-242414L18	Page 44	ES-5-PU-B-TLB	Page 125	MSG	Page 117
2SS-181814R18	Page 37	3SS-242414L24	Page 44	ESG	Page 115	MSS	Page 116
2SS-182414	Page 35	3SS-242414LR24	Page 46	ESG-7230	Page 115	MSS-3030UR	Page 118
2SS-182414L18	Page 36	3SS-242414R18	Page 45	ESS	Page 114	MWS	Page 139
2SS-182414LR18	Page 38	3SS-242414R24	Page 45	ESS-7230	Page 114	P2D1-PU	Page 80
2SS-182414R18	Page 37	3TP-5-PU-B.	Page 125	F-HF	Page 64	P2D1S10-PU	Page 80
2SS-242414	Page 35	3TP-5-PU-B-TLB	Page 125	FT-G	Page 26	P2D1S12-PU	Page 80
2SS-242414L24	Page 36	4SG-162014LR18.	Page 52	FT-RG	Page 126	P2SV	Page 77
2SS-242414LR24	Page 38	4SS-182414LR18	Page 51	FT-RP	Page 125	P3W4S3G	Page 78
2SS-242414R24	Page 37	ATS6	Page 103	FT-RS	Page 126	P3W4S5G	Page 78
3BSG	Page 74	BDD.	Page 75	FT-RSF	Page 125	P3W4S8G	Page 78
3CSG-181814LR18	Page 53	BR-1	Page 126	FT-RSFH	Page 125	P3W4S6-SL	Page 78
3CSG-181814LR24	Page 53	BR-2.	Page 126	FT-RSP	Page 125	P3W4S8-SL	Page 78
3CSG-242414LR24	Page 53	BR-3.	Page 126	GRC24-2	Page 161	P3W4S10-SL	Page 78

MODEL NUMBER GLOSSARY

P3W4S12-SL.....	Page 78	PR2-8	Page 137	SDT-36L-16	Page 8	TCBC-3624R5-1410	Page 120
P3W4S14-SL.....	Page 78	PS-1224	Page 136	SDT-36R	Page 11	TCBC-4830R5	Page 119
P3W4S16-SL.....	Page 78	PS-1236	Page 136	SDT-36R-16	Page 9	TDR-1820	Page 124
P3W4S3G-SL.....	Page 78	PS-1248	Page 136	SDT3C-202012L20. . .	Page 14	TDR-1820L	Page 124
P3W4S5G-SL.....	Page 78	PS-1260	Page 136	SDT3C-202012R20. . .	Page 14	TDR-2015	Page 124
P3W4S8G-SL.....	Page 78	PS-1272	Page 136	SDT-48L	Page 10	TDR-2015L	Page 124
P3D4S6	Page 78	PSMS-1248D	Page 129	SDT-48L-16	Page 8	TDR-2020	Page 124
P3D4S8	Page 78	PSMS-1248S	Page 128	SDT-48R	Page 11	TDR-2020L	Page 124
P3D4S10	Page 78	PSMS-1260D	Page 129	SDT-48R-16	Page 9	TDU-26	Page 64
P3D4S12	Page 78	PSMS-1260S	Page 128	SDT-60L	Page 10	TG-2424	Page 87
P3D4S14	Page 78	PSMS-1272D	Page 129	SDT-60L-16	Page 8	TG-2424R	Page 90
P3D4S16	Page 78	PSMS-1272S	Page 128	SDT-60R	Page 11	TG-2424R5	Page 94
P3D4S3G	Page 78	PSMS-1848D	Page 129	SDT-60R-16	Page 9	TG-2424R5-X	Page 102
P3D4S5G	Page 78	PSMS-1848S	Page 128	SDT-72L	Page 10	TG-2424R-X	Page 101
P3D4S8G	Page 78	PSMS-1860D	Page 129	SDT-72L-16	Page 8	TG-2424-X	Page 100
P3D8S6	Page 79	PSMS-1860S	Page 128	SDT-72R	Page 11	TG-3024	Page 87
P3D8S8	Page 79	PSMS-1872D	Page 129	SDT-72R-16	Page 9	TG-3024R	Page 90
P3D8S10	Page 79	PSMS-1872S	Page 128	SKS-2020	Page 20	TG-3024R5	Page 94
P3D8S12	Page 79	PT-1	Page 81	SLB-2020	Page 17	TG-3024R5-X	Page 102
P3D8S14	Page 79	PTG-1620L4	Page 106	SP-10	Page 81	TG-3024R-X	Page 101
P3D8S16	Page 79	PTG-1620L5	Page 106	SP-75	Page 81	TG-3024-X	Page 100
P3W8	Page 77	PTG-1620L6	Page 106	SR-24D	Page 170	TG-3030	Page 87
P3W8-PU	Page 77	PTG-1620R4	Page 107	SR-24S	Page 170	TG-3030R	Page 90
P3W8S10	Page 77	PTG-1620R5	Page 107	SR-30D	Page 170	TG-3030R5	Page 94
P3W8S10-PU	Page 77	PTG-1620R6	Page 107	SR-30S	Page 170	TG-3030R5-X	Page 102
P3W8S12	Page 77	PTS-1620L4	Page 104	SR-36S	Page 170	TG-3030R-X	Page 101
P3W8S12-PU	Page 77	PTS-1620L5	Page 104	SR-36D	Page 170	TG-3030-X	Page 100
P3W8S14	Page 77	PTS-1620L6	Page 104	SR-48D	Page 170	TG-3618	Page 87
P3W8S14-PU	Page 77	PTS-1620R4	Page 105	SR-48S	Page 170	TG-3618R	Page 90
P3W8S16	Page 77	PTS-1620R5	Page 105	SSR-21	Page 18	TG-3624	Page 87
P3W8S16-PU	Page 77	PTS-1620R6	Page 105	SSR-42	Page 18	TG-3624R	Page 90
P3W8S6	Page 77	RSS-18	Page 76	SSR-63	Page 18	TG-3624R5	Page 94
P3W8S6-PU	Page 77	RSS-20	Page 76	STN-11B	Page 81	TG-3624R5-X	Page 102
P3W8S8	Page 77	RSS-24	Page 76	STN-11C	Page 81	TG-3624R-X	Page 101
P3W8S8-PU	Page 77	RSS-30	Page 76	STN-12B	Page 81	TG-3624-X	Page 100
P4A	Page 79	SB-111511-16	Page 71	STN-12C	Page 81	TG-3630	Page 87
P5F1-DS3G	Page 80	SB-141008-14	Page 70	STN-2	Page 81	TG-3630R	Page 90
P5F1-WS3G	Page 80	SB-161610-16	Page 71	STN-3	Page 81	TG-3630R5	Page 94
P5F2-DS3G	Page 80	SB-161812-14	Page 70	STN-4B	Page 81	TG-3630R5-X	Page 102
P5F2-WS3G	Page 80	SB-161812-16	Page 71	SVS-2016	Page 21	TG-3630R-X	Page 101
P5K1-DS3G	Page 80	SB-161814-16	Page 71	TB-18	Page 26	TG-3630-X	Page 100
P5K1-WS3G	Page 80	SB-162012-16	Page 71	TB-24	Page 26	TG-4818	Page 87
P5K2-DS3G	Page 80	SB-162014-14	Page 70	TB-26	Page 26	TG-4818R	Page 90
P5K2-WS3G	Page 80	SB-181812-16	Page 71	TCB-3624S	Page 109	TG-4824	Page 87
P5LD1	Page 82	SB-182412-16	Page 71	TCB-3630R5S	Page 111	TG-4824R	Page 90
P5LD2	Page 82	SB-182414-14	Page 70	TCB-3630S	Page 109	TG-4824R5	Page 94
P5LDF	Page 82	SB-182414-16	Page 71	TCB-4824	Page 108	TG-4824R5-X	Page 102
P5TD1	Page 82	SB-202008-14	Page 70	TCB-4824R5	Page 110	TG-4824R-X	Page 101
P5TD2	Page 82	SB-202008-16	Page 71	TCB-4824R5S	Page 111	TG-4824-X	Page 100
P5TDF	Page 82	SB-202010-14	Page 70	TCB-4824S	Page 109	TG-4830	Page 87
P6V1	Page 79	SB-202012-14	Page 70	TCB-4830	Page 108	TG-4830R	Page 90
P6H44	Page 79	SB-202012-16	Page 71	TCB-4830R5	Page 110	TG-4830R5	Page 94
P7DK	Page 79	SB-202014-14	Page 70	TCB-4830R5S	Page 111	TG-4830R5-X	Page 102
P7TDB	Page 82	SB-202812-16	Page 71	TCB-4830S	Page 109	TG-4830R-X	Page 101
P7WH	Page 79	SB-242412-16	Page 71	TCB-6024	Page 108	TG-4830-X	Page 100
P7WK90	Page 79	SB-242414-14	Page 70	TCB-6024R5	Page 110	TG-6018	Page 87
PAN-2015	Page 124	SB-242414-16	Page 71	TCB-6024R5S	Page 111	TG-6018R	Page 90
PAN-2020	Page 124	SCR-1014H	Page 76	TCB-6024S	Page 109	TG-6024	Page 87
PB-1824	Page 17	SCR-1620	Page 76	TCB-6030	Page 108	TG-6024R	Page 90
PB-2020	Page 17	SCR-1818	Page 76	TCB-6030R5	Page 110	TG-6024R5	Page 94
PB-2030	Page 17	SCR-1824	Page 76	TCB-6030R5S	Page 111	TG-6024R5-X	Page 102
PB-2424	Page 17	SCR-2030	Page 76	TCB-6030S	Page 109	TG-6024R-X	Page 101
PR-TXX	Page 136	SCR-2424	Page 76	TCB-7224	Page 108	TG-6024-X	Page 100
PR1-4	Page 137	SD-1	Page 125	TCB-7224R5	Page 110	TG-6030	Page 87
PR1-5	Page 137	SDT-26L	Page 10	TCB-7224R5S	Page 111	TG-6030R	Page 90
PR1-6	Page 137	SDT-26L-16	Page 8	TCB-7224S	Page 109	TG-6030R5	Page 94
PR1-8	Page 137	SDT-26R	Page 11	TCB-7230	Page 108	TG-6030R5-X	Page 102
PR2-3	Page 137	SDT-26R-16	Page 9	TCB-7230R5	Page 110	TG-6030R-X	Page 101
PR2-4	Page 137	SDT3-202012L20. . .	Page 15	TCB-7230R5S	Page 111	TG-6030-X	Page 100
PR2-5	Page 137	SDT3-202012R20. . .	Page 15	TCB-7230S	Page 109	TG-7218	Page 87
PR2-6	Page 137	SDT-36L	Page 10	TCBC-3624R5	Page 119	TG-7218R	Page 90

MODEL NUMBER GLOSSARY

TG-7224	Page 87	TS-2424R5-X	Page 97	TS-6030	Page 84
TG-7224R	Page 90	TS-2424R-X	Page 96	TS-6030R	Page 88
TG-7224R5	Page 94	TS-2424-X	Page 95	TS-6030R5	Page 91
TG-7224R5-X	Page 102	TS-3018	Page 84	TS-6030R5-X	Page 97
TG-7224R-X	Page 101	TS-3018R	Page 88	TS-6030R-X	Page 96
TG-7224-X	Page 100	TS-3024	Page 84	TS-6030-X	Page 95
TG-7230	Page 87	TS-3024R	Page 88	TS6-2424	Page 85
TG-7230R	Page 90	TS-3024R5	Page 91	TS6-2424R5	Page 92
TG-7230R5	Page 94	TS-3024R5-X	Page 97	TS6-2424R5-X	Page 99
TG-7230R5-X	Page 102	TS-3024R-X	Page 96	TS6-2424-X	Page 98
TG-7230R-X	Page 101	TS-3024-X	Page 95	TS6-3024	Page 85
TG-7230-X	Page 100	TS-3030	Page 84	TS6-3024R5	Page 92
TG-8424	Page 87	TS-3030R	Page 88	TS6-3024R5-X	Page 99
TG-8424R	Page 90	TS-3030R5	Page 91	TS6-3024-X	Page 98
TG-8424R5	Page 94	TS-3030R5-X	Page 97	TS6-3030	Page 85
TG-8424R5-X	Page 102	TS-3030R-X	Page 96	TS6-3030R5	Page 92
TG-8424R-X	Page 101	TS-3030-X	Page 95	TS6-3030R5-X	Page 99
TG-8424-X	Page 100	TS-3618	Page 84	TS6-3030-X	Page 98
TG-8430	Page 87	TS-3618R	Page 88	TS6-3624	Page 85
TG-8430R	Page 90	TS-3624	Page 84	TS6-3624R5	Page 92
TG-8430R5	Page 94	TS-3624R	Page 88	TS6-3624R5-X	Page 99
TG-8430R5-X	Page 102	TS-3624R5	Page 91	TS6-3624-X	Page 98
TG-8430R-X	Page 101	TS-3624R5-X	Page 97	TS6-3630	Page 85
TG-8430-X	Page 100	TS-3624R-X	Page 96	TS6-3630R5	Page 92
TG-9618	Page 87	TS-3624-X	Page 95	TS6-3630R5-X	Page 99
TG-9618R	Page 90	TS-3630	Page 84	TS6-3630-X	Page 98
TG-9624	Page 87	TS-3630R	Page 88	TS6-4824	Page 85
TG-9624R	Page 90	TS-3630R5	Page 91	TS6-4824R5	Page 92
TG-9624R5	Page 94	TS-3630R5-X	Page 97	TS6-4824R5-X	Page 99
TG-9624R5-X	Page 102	TS-3630R-X	Page 96	TS6-4824-X	Page 98
TG-9624R-X	Page 101	TS-3630-X	Page 95	TS6-4830	Page 85
TG-9624-X	Page 100	TS4-4836	Page 86	TS6-4830R5	Page 92
TG-9630	Page 87	TS4-4836R	Page 89	TS6-4830R5-X	Page 99
TG-9630R	Page 90	TS4-4836R5	Page 93	TS6-4830-X	Page 98
TG-9630R5	Page 94	TS4-4836R5-X	Page 93	TS6-6024	Page 85
TG-9630R5-X	Page 102	TS4-4836R-X	Page 89	TS6-6024R5	Page 92
TG-9630R-X	Page 101	TS4-4836-X	Page 86	TS6-6024R5-X	Page 99
TG-9630-X	Page 100	TS4-6036	Page 86	TS6-6024-X	Page 98
TG-F	Page 113	TS4-6036R	Page 89	TS6-6030	Page 85
TMS-1236D	Page 131	TS4-6036R5	Page 93	TS6-6030R5	Page 92
TMS-1236S	Page 130	TS4-6036R5-X	Page 93	TS6-6030R5-X	Page 99
TMS-1248D	Page 131	TS4-6036R-X	Page 89	TS6-6030-X	Page 98
TMS-1248S	Page 130	TS4-6036-X	Page 86	TS6-7224	Page 85
TMS-1260D	Page 131	TS4-7236	Page 86	TS6-7224R5	Page 92
TMS-1260S	Page 130	TS4-7236R	Page 89	TS6-7224R5-X	Page 99
TMS-1272D	Page 131	TS4-7236R5	Page 93	TS6-7224-X	Page 98
TMS-1272S	Page 130	TS4-7236R5-X	Page 93	TS6-7230	Page 85
TMS-1296D	Page 131	TS4-7236R-X	Page 89	TS6-7230R5	Page 92
TMS-1296S	Page 130	TS4-7236-X	Page 86	TS6-7230R5-X	Page 99
TMS-1836D	Page 131	TS-4818	Page 84	TS6-7230-X	Page 98
TMS-1836S	Page 130	TS-4818R	Page 88	TS6-8424	Page 85
TMS-1848D	Page 131	TS-4824	Page 84	TS6-8424R5	Page 92
TMS-1848S	Page 130	TS-4824R	Page 88	TS6-8424R5-X	Page 99
TMS-1860D	Page 131	TS-4824R5	Page 91	TS6-8424-X	Page 98
TMS-1860S	Page 130	TS-4824R5-X	Page 97	TS6-8430	Page 85
TMS-1872D	Page 131	TS-4824R-X	Page 96	TS6-8430R5	Page 92
TMS-1872S	Page 130	TS-4824-X	Page 95	TS6-8430R5-X	Page 99
TMS-1896D	Page 131	TS-4830	Page 84	TS6-8430-X	Page 98
TMS-1896S	Page 130	TS-4830R	Page 88	TS6-9624	Page 85
TP-12	Page 26	TS-4830R5	Page 91	TS6-9624R5	Page 92
TP-18	Page 26	TS-4830R5-X	Page 97	TS6-9624R5-X	Page 99
TP-24	Page 26	TS-4830R-X	Page 96	TS6-9624-X	Page 98
TP-36	Page 26	TS-4830-X	Page 95	TS6-9630	Page 85
TP-48	Page 26	TS-6018	Page 84	TS6-9630R5	Page 92
TP-60	Page 26	TS-6018R	Page 88	TS6-9630R5-X	Page 99
TP-72	Page 26	TS-6024	Page 84	TS6-9630-X	Page 98
TS-2418	Page 84	TS-6024R	Page 88	TS-7218	Page 84
TS-2418R	Page 88	TS-6024R5	Page 91	TS-7218R	Page 88
TS-2424	Page 84	TS-6024R5-X	Page 97	TS-7224	Page 84
TS-2424R	Page 88	TS-6024R-X	Page 96	TS-7224R	Page 88
TS-2424R5	Page 91	TS-6024-X	Page 95	TS-7224R5	Page 91

MODEL NUMBER GLOSSARY

TS-7224R5-X	Page 97	UD-3-101410-36	Page 149	WCH-1530	Page 123
TS-7224R-X	Page 96	UD-3-101410-48L	Page 150	WCH-1536	Page 123
TS-7224-X	Page 95	UD-3-101410-48R	Page 151	WCH-1548	Page 123
TS-7230	Page 84	UD-3-101410-60L	Page 150	WCO-1524	Page 122
TS-7230R	Page 88	UD-3-101410-60LR	Page 152	WCO-1530	Page 122
TS-7230R5	Page 91	UD-3-101410-60R	Page 151	WCO-1536	Page 122
TS-7230R5-X	Page 97	UD-3-101410-72LR	Page 152	WCO-1548	Page 122
TS-7230R-X	Page 96	UD-3-101410-84LR	Page 152	WS-1224	Page 132
TS-7230-X	Page 95	UD-3-101410-96LR	Page 152	WS-1224E	Page 133
TS-8418	Page 84	UD-4-101410-48	Page 149	WS-1230	Page 132
TS-8418R	Page 88	UD-4-101410-72LR	Page 152	WS-1236	Page 132
TS-8424	Page 84	UD-4-101410-84LR	Page 152	WS-1236E	Page 133
TS-8424R	Page 88	UD-4-101410-96LR	Page 152	WS-1248	Page 132
TS-8424R5	Page 91	UDB	Page 169	WS-1248E	Page 133
TS-8424R5-X	Page 97	UDT-50L	Page 12	WS-1260	Page 132
TS-8424R-X	Page 96	UDT-50R	Page 13	WS-1260E	Page 133
TS-8424-X	Page 95	UDT-60L	Page 12	WS-1272	Page 132
TS-8430	Page 84	UDT-60R	Page 13	WS-1272E	Page 133
TS-8430R	Page 88	UMRDS-1424	Page 167	WS-1284	Page 132
TS-8430R5	Page 91	UMRS-1224	Page 168	WS-1284E	Page 133
TS-8430R5-X	Page 97	UW-1-1012-1218-TDV	Page 144	WS-1296	Page 132
TS-8430R-X	Page 96	UW-1-1012-1221-TDV	Page 144	WS-1296E	Page 133
TS-8430-X	Page 95	UW-1-1012-1518-TDV	Page 144	WS-1624	Page 132
TS-9618	Page 84	UW-1-1012-1521-TDV	Page 144	WS-1624E	Page 133
TS-9618R	Page 88	UW-1-1014-1218V	Page 143	WS-1630	Page 132
TS-9624	Page 84	UW-1-1014-1418V	Page 143	WS-1636	Page 132
TS-9624R	Page 88	UW-1-1014-2418-RH	Page 166	WS-1636E	Page 133
TS-9624R5	Page 91	UW-1-1410-1818-H	Page 165	WS-1648	Page 132
TS-9624R5-X	Page 97	UW-1-1410-1821-H	Page 165	WS-1648E	Page 133
TS-9624R-X	Page 96	UW-2-101410-24	Page 145	WS-1660	Page 132
TS-9624-X	Page 95	UW-2-101410-36L	Page 146	WS-1660E	Page 133
TS-9630	Page 84	UW-2-101410-36R	Page 147	WS-1672	Page 132
TS-9630R	Page 88	UW-2-101410-48L	Page 146	WS-1672E	Page 133
TS-9630R5	Page 91	UW-2-101410-48LR	Page 148	WS-1684	Page 132
TS-9630R5-X	Page 97	UW-2-101410-48R	Page 147	WS-1684E	Page 133
TS-9630R-X	Page 96	UW-3-101410-36	Page 145	WS-1696	Page 132
TS-9630-X	Page 95	UW-3-101410-48L	Page 146	WS-1696E	Page 133
TS-F	Page 112	UW-3-101410-48R	Page 147	WS-16LS	Page 135
TSS-22	Page 19	UW-3-101410-60L	Page 146	WS-16LSR	Page 135
TSS-42	Page 19	UW-3-101410-60LR	Page 148	WS-18LS	Page 135
TSS-63	Page 19	UW-3-101410-60R	Page 147	WS-18LSR	Page 135
UD-1-1014-1221V	Page 142	UW-3-101410-72LR	Page 148	WS-24LS	Page 135
UD-1-1014-1421V	Page 142	UW-3-101410-84LR	Page 148	WS-24LSR	Page 135
UD-2-101410-24	Page 149	UW-3-101410-96LR	Page 148	WS-36LS	Page 135
UD-2-101410-36L	Page 150	UW-4-101410-48	Page 145	WS-36LSR	Page 135
UD-2-101410-36R	Page 151	UW-4-101410-72LR	Page 148	WS-48LS	Page 135
UD-2-101410-48L	Page 150	UW-4-101410-84LR	Page 148	WS-48LSR	Page 135
UD-2-101410-48LR	Page 152	UW-4-101410-96LR	Page 148	WS-US	Page 134
UD-2-101410-48R	Page 151	WCH-1524	Page 123		

Customer Service Inquiries & Freight Quote Requests:
csr@nbrequipment.com

Quotes/Sales Inquiries:
sales@nbrequipment.com

In NBR's pursuit to provide our customers with the latest in product innovations, the information contained within may not be totally current. Neither can NBR be responsible for any printing or typographical errors. If you are in doubt, please feel free to check out our website or call customer service at (609) 642-8389 ext. 109.

NOTES

[illegible]

A SNEAK PEEK AT NBR'S NEW WAREHOUSE!!!



COMING SOON

**NEW AND MODERN
WAREHOUSE**



**EXPANDING...TO BETTER
SERVE YOU!!!**



Headquartered in Central New Jersey, NBR Equipment is your trusted and reliable source for quality commercial foodservice equipment. We welcome all dealers/distributors to visit our stocked warehouse facility to learn more about our vast product base. We are excited to get our new warehouse up and running soon!

Customer Service Contacts:

(609) 642-8389 ext. 109

csr@nbrequipment.com

Follow us on Social Media to stay up to date on our latest products and all things foodservice!

Just search for ***NBR Equipment***



(609) 642 - 8389 | SALES@NBREQUIPMENT.COM | WWW.NBREQUIPMENT.COM

NBR EQUIPMENT, 10 ABEEL ROAD, CRANBURY, NJ 08512